




Federal Capital Territory Administration
Education Secretariat



2010/2011 Annual School Census STATISTICAL REPORT

Supported By



TABLE OF CONTENT

FORWARD	1
ACKNOWLEDGMENTS	2
INTRODUCTION	4
CHAPTER 1	6
1.0 EARLY CHILD CARE EDUCATION (PRE PRIMARY EDUCATION)	6
1.1 EARLY CHILD CARE CENTERS	8
1.2 ENROLMENT AT EARLY CHILD CARE CENTER	11
2.0 PRIMARY EDUCATION	12
2.1 PRIMARY SCHOOLS IN THE FCT	14
2.2 PRIMARY SCHOOL ENROLMENT	18
2.3 PRIMARY SCHOOL TEACHERS	21
2.4 PRIMARY SCHOOL FACILITIES	27
3.0 JUNIOR SECONDARY EDUCATION	27
3.1 JUNIOR SECONDARY SCHOOLS IN THE FCT	29
3.2 JUNIOR SECONDARY SCHOOL ENROLMENT	33
3.3 JUNIOR SECONDARY SCHOOL TEACHERS	35
3.4 JUNIOR SECONDARY SCHOOL FACILITIES	39
4.0 SENIOR SECONDARY EDUCATION	39
4.1 SENIOR SECONDARY SCHOOLS IN THE FCT	41
4.2 SENIOR SECONDARY SCHOOL ENROLMENT	44
4.3 SENIOR SECONDARY SCHOOL TEACHER	47
4.4 SENIOR SECONDARY SCHOOL FACILITIES	52
4.5 PUBLIC PRIMARY SCHOOL FACILITY COMPARISON FOR 2009 AND 2010	53
4.6 PUBLIC JUNIOR SECONDARY SCHOOL FACILITY COMPARISON FOR 2009 AND 2010	55
4.7 PUBLIC SENIOR SECONDARY SCHOOL FACILITY COMPARISON FOR 2009 AND 2010	57
5.0 ADULT AND NON-FORMAL EDUCATION	58
5.1 LITERACY EDUCATION	61
5.3 CONTINUING EDUCATION	62
5.4 VOCATIONAL EDUCATION	66
6.0 TERTIARY EDUCATION	66
6.1 COLLEGE OF EDUCATION	66
6.2 SCHOOLS IN THE COLLEGE OF EDUCATION	67
6.3 COLLEGE FACILITIES	69
7.0 FCT 2010/2011 EDUCATION INDICATORS	

8.0	LIST OF PUBLIC AND PRIVATE SCHOOLS IN THE FCT	71
8.1	PUBLIC PRIMARY SCHOOLS BY AREA COUNCIL	71
8.2	PUBLIC JUNIOR SECONDARY SCHOOLS BY AREA COUNCIL	82
8.3	PUBLIC SENIOR SCHOOLS BY AREA COUNCIL	84
8.4	PRIVATE PRIMARY SCHOOLS BY AREA COUNCIL	86
8.5	PRIVATE JUNIOR SECONDARY SCHOOLS BY AREA COUNCIL	97
8.6	PRIVATE SENIOR SECONDARY SCHOOLS BY AREA COUNCIL	101
8.7	PUBLIC AND PRIVATE NON-FORMAL CENTERS IN THE FCT	103
8.8	PUBLIC NON-FORMAL CENTERS	103

LIST OF TABLES

Table 1.0.1:	2010/2011 Early Child Care Centers in the FCT	6
Table 1.0.2:	2010/2011 Early Child Care Centers by location	7
Table 1.0.3:	2010/2011 Public Early Child Care Enrolment	8
Table 1.0.4:	2010/2011 Public Early Child Care Enrolment by Age	9
Table 1.0.5:	2010/2011 Private Early Child Care Enrolment	10
Table 1.0.6:	2010/2011 Private Early Child Care Enrolment by Age	10
Table 2.0.1:	2010/2011 Primary Schools in the FCT	12
Table 2.0.2:	2010/2011 Primary Schools by location	13
Table 2.0.3:	Public Primary Enrolment	14
Table 2.0.4:	2010/2011 Public Primary Enrolment by Age	15
Table 2.0.5:	Private Primary Enrolment	16
Table 2.0.6:	2010/2011 Private Primary Enrolment by Age	16
Table 2.0.7:	Public Primary School Teaching Staff 2010/2011	19
Table 2.0.8:	Public Primary School Qualified Teachers for 2010/2011	20
Table 2.0.9:	Private Primary School Teaching Staff 2010/2011	20
Table 2.0.10:	Public Primary School Classrooms	22
Table 2.0.11:	Availability of Electricity in Public Primary Schools	22
Table 2.0.12:	Availability of Electricity in Private Primary Schools	23
Table 2.0.13:	Availability of Water in Public Primary Schools	23
Table 2.0.14:	Availability Water in Private Primary Schools	24
Table 2.0.15:	Availability of Health Clinics & First Aid Kits in Public Primary Schools	24
Table 2.0.16:	Availability of Health Clinics & First Aid Kits in Private Primary Schools	25
Table 2.0.17:	Availability of Toilets in Public Primary Schools	26
Table 2.0.18:	Availability of Toilets in Private Primary Schools	26

2010/2011 Annual School Census Statistical Report

Table 3.0.1:	2010/2011 Junior Secondary Schools in the FCT by Area Council	28
Table 3.0.2:	2010/2011 Junior Secondary Schools by location	28
Table 3.0.3:	Public Junior Secondary School Enrolment for 2010/2011 by Area Council and Gender	29
Table 3.0.4:	2010/2011 Public Junior Secondary School Enrolment by Age Group	30
Table 3.0.5:	Private Junior Secondary School Enrolment for 2010/2011	31
Table 3.0.6:	2010/2011 Private Junior Secondary School Enrolment by Age Group	31
Table 3.0.7:	Public Junior Secondary School Teaching Staff 2010/2011	33
Table 3.0.8:	Public Junior Secondary School Qualified Teachers 2010/2011	34
Table 3.0.9:	Private Junior Secondary School Teaching Staff 2010/2011	34
Table 3.0.10:	Public Junior Secondary School Classrooms	35
Table 3.0.11:	Availability of Electricity in Public Junior Secondary Schools	36
Table 3.0.12:	Availability of Electricity in Private Junior Secondary Schools	36
Table 3.0.13:	Availability of Water in Public Junior Secondary Schools	37
Table 3.0.14:	Availability of Water in Private Junior Secondary Schools	38
Table 3.0.15:	Availability of Health Clinics & First Aid Kits in Public Junior Secondary Schools	38
Table 3.0.16:	Availability of Health Clinics & First Aid Kits in Private Junior Secondary Schools	38
Table 3.0.17:	Availability of Toilets in Public Junior Secondary Schools	39
Table 3.0.18:	Availability of Toilets in Private Junior Secondary Schools	39
Table 4.0.1:	2010/2011 Senior Secondary Schools in the FCT	40
Table 4.0.2:	2010/2011 Senior Secondary Schools by location	40
Table 4.0.3:	Public Senior Secondary Schools Enrolment for 2010/2011	41
Table 4.0.4:	2010/2011 Public Senior Secondary Schools Enrolment by Age Group	42
Table 4.0.5:	Private Senior Secondary Schools Enrolment for 2010/2011	42
Table 4.0.6:	2010/2011 Private Senior Secondary Schools Enrolment by Age Group	43
Table 4.0.7:	Public Senior Secondary Schools Teaching Staff for 2010/2011	45
Table 4.0.8:	Public Senior Secondary Schools Qualified Teachers for 2010/2011	45
Table 4.0.9:	Private Senior Secondary Schools Teaching Staff for 2010/2011	46
Table 4.0.10:	Public Senior Secondary School Classrooms	47
Table 4.0.11:	Availability of Electricity in Public Senior Secondary Schools	48
Table 4.0.12:	Availability of Electricity in Private Senior Secondary Schools	48
Table 4.0.13:	Availability of Water in Public Senior Secondary Schools	49
Table 4.0.14:	Availability of Water in Private Senior Secondary Schools	49
Table 4.0.15:	Availability of Health Clinics & First Aid Kits in Public Senior Secondary Schools	50
Table 4.0.16:	Availability of Health Clinics & First Aid Kits in Private Senior Secondary Schools	50
Table 4.0.17:	Availability of Toilets in Public Senior Secondary Schools	51

Table 4.0.18:	Availability of Toilets in Private Senior Secondary Schools	51
Table 5.0.1	Public Non Formal Centers	58
Table 5.0.2	Private Non Formal Centers	58
Table 5.0.3:	Public Literacy Education Enrolment by Target	58
Table 5.0.4:	Private Literacy Education Enrolment by Target	59
Table 5.0.5:	Public Literacy Education Enrolment by Class	59
Table 5.0.5:	Private Literacy Education Enrolment by Class	59
Table 5.0.4	Public Continuing Education Enrolment by Target	60
Table 5.0.5	Private Continuing Education Enrolment by Target	61
Table 5.0.6	Public Continuing Education Enrolment by Class	62
Table 5.0.7:	Private Continuing Education Enrolment by Class	63
Table 5.0.8:	Public Vocational Education Enrolment by Target	63
Table 5.0.9:	Public Vocational Education Enrolment by Class	64
Table 5.0.10:	Public Non Formal Facilitators by Gender and Programme	65
Table 5.0.11:	Private Non Formal Facilitators by Gender and Programme	65
Table 6.0.1:	Enrolment of the College of Education	66
Table 6.0.2:	College Lecturers by School, Qualification & Gender	66
Table 6.0.3:	College Lecturers by Gender and Teaching Qualification	67
Table 6.0.4:	Lecture Facilities	67
Table 6.0.5:	Other Facilities	67
Table 6.0.6:	Hostel Facilities	68
Table 6.0.7:	Sports Facilities	68
Table 6.0.8:	College Gardens/Farms	68
Table 6.0.9:	College Professional Staff	69
Table 7.0.1:	Gross Enrolment Ratio for Primary (GER)	69
Table 7.0.2:	Gross Intake Ratio for Primary (GIR)	69
Table 7.0.3:	Pupil/Student – Teacher Ratio (PSTR)	69
Table 7.0.4:	Pupil/Student – Qualified Teacher Ratio (PSQTR)	69
Table 7.0.5:	% Female Teachers	70
Table 7.0.6:	% Qualified Female Teachers	70
Table 7.0.7:	Pupil/Student – Classroom Ratio (PSCR)	70
Table 7.0.8:	Pupil/Student – Toilet Ratio (PSTOR)	70
Table 8.0.1:	Public Primary Schools in Abaji Area Council	71
Table 8.0.2:	Public Primary Schools in Bwari Area Council	72
Table 8.0.3:	Public Primary Schools in Gwagwalada Area Council	74
Table 8.0.4	Public Primary Schools in Kuje Area Council	75

2010/2011 Annual School Census Statistical Report

Table 8.0.5	Public Primary Schools in Kwali Area Council	77
Table 8.0.6	Public Primary Schools in Municipal Area Council	79
Table 8.0.7	Public Junior Secondary Schools in Abaji Area Council	82
Table 8.0.8	Public Junior Secondary Schools in Bwari Area Council	82
Table 8.0.9	Public Junior Secondary Schools in Gwagwalada Area Council	82
Table 8.0.10	Public Junior Secondary Schools in Kuje Area Council	83
Table 8.0.11	Public Junior Secondary Schools in Kwali Area Council	83
Table 8.0.12	Public Junior Secondary Schools in Municipal Area Council	83
Table 8.0.13	Public Senior Secondary Schools in Abaji Area Council	84
Table 8.0.14	Public Senior Secondary Schools in Bwari Area Council	84
Table 8.0.15	Public Senior Secondary Schools in Gwagwalada Area Council	85
Table 8.0.16	Public Senior Secondary Schools in Kuje Area Council	85
Table 8.0.17	Public Senior Secondary Schools in Kwali Area Council	85
Table 8.0.18	Public Senior Secondary Schools in Municipal Area Council	85
Table 8.0.19	Private Primary Schools in Abaji Area Council	86
Table 8.0.20	Private Primary Schools in Bwari Area Council	86
Table 8.0.21	Private Primary Schools in Gwagwalada Area Council	89
Table 8.0.22	Private Primary Schools in Kuje Area Council	91
Table 8.0.23	Private Primary Schools in Kwali Area Council	92
Table 8.0.24	Private Primary Schools in Municipal Area Council	93
Table 8.0.25	Private Junior Secondary Schools in Bwari Area Council	97
Table 8.0.26	Private Junior Secondary Schools in Gwagwalada Area Council	98
Table 8.0.27	Private Junior Secondary Schools in Kuje Area Council	99
Table 8.0.28	Private Junior Secondary Schools in Kwali Area Council	99
Table 8.0.29	Private Junior Secondary Schools in Municipal Area Council	99
Table 8.0.30	Private Senior Secondary Schools in Abaji Area Council	101
Table 8.0.31	Private Senior Secondary Schools in Bwari Area Council	101
Table 8.0.32	Private Senior Secondary Schools in Gwagwalada Area Council	101
Table 8.0.33	Private Senior Secondary Schools in Kuje Area Council	102
Table 8.0.34	Private Senior Secondary Schools in Municipal Area Council	102
Table 8.0.35	Public Literacy Centers in Abaji Area Council	103
Table 8.0.36	Public Literacy Centers in Bwari Area Council	103
Table 8.0.37	Public Literacy Centers in Gwagwalada Area Council	105
Table 8.0.38	Public Literacy Centers in Kuje Area Council	106
Table 8.0.39	Public Literacy Centers in Kwali Area Council	107
Table 8.0.40	Public Literacy Centers in Municipal Area Council	109

Table 8.0.41	Public Continuing Centers in Abaji Area Council	110
Table 8.0.42	Public Continuing Centers in Bwari Area Council	110
Table 8.0.43	Public Continuing Centers in Gwagwalada Area Council	111
Table 8.0.44	Public Continuing Centers in Kwali Area Council	111
Table 8.0.45	Public Continuing Centers in Municipal Area Council	111
Table 8.0.46	Public Vocational Education Centers in FCT	112

LIST OF FIGURES

Figure 1.0.1:	2010/2011 Early Child Care Centers in the FCT	7
Figure 1.0.2:	2010/2011 Early Child Care Centers by location	7
Figure 1.0.3:	2010/2011 Public Early Child Care Enrolment	9
Figure 1.0.4:	2010/2011 Public Early Child Care Enrolment by Age	9
Figure 1.0.5:	2010/2011 Private Early Child Care Enrolment	10
Figure 1.0.6:	2010/2011 Private Early Child Care Enrolment by Age	10
Figure 1.0.7:	2010/2011 Percentage Enrolment in ECCDE for Public and Private Schools in the FCT	11
Figure 1.0.8:	Comparison of Early Child Care Enrolment 2009/2010 & 2010/2011	11
Figure 2.0.1:	2010/2011 Primary Schools in the FCT	13
Figure 2.0.2:	2010/2011 Primary Schools by location	13
Figure 2.0.3:	Public Primary Enrolment	15
Figure 2.0.4:	Public Primary Enrolment by Age	15
Figure 2.0.5:	Private Primary Enrolment for 2010/2011	16
Figure 2.0.6:	2010/2011 Private Primary Enrolment by Age	17
Figure 2.0.7:	2010/2011 Comparison of Percentage Enrolment for Public and Private Primary Schools in the FCT by Gender	17
Figure 2.0.8:	Comparison of Primary Enrolment 2009/2010 & 2010/2011	18
Figure 2.0.9:	Public Primary School Teaching Staff 2010/2011	19
Figure 2.0.10:	Public Primary School Qualified Teachers for 2010/2011	20
Figure 2.0.11:	Private Primary School Total Teaching Staff 2010/2011	21
Figure 2.0.12:	Comparison of Teaching Staff in Public & Private Primary Schools for 2010/2011	21
Figure 2.0.13:	Public Primary School Classrooms	22
Figure 2.0.14:	% Availability of Electricity in Public Primary Schools	23
Figure 2.0.15:	% Availability of Electricity in Private Primary Schools	23
Figure 2.0.16:	% Availability of Water in Public Primary Schools	24
Figure 2.0.17:	% Availability of Water in Private Primary Schools	24
Figure 2.0.18:	% Availability of Health Clinics & First Aid Kits in Public Primary Schools	25
Figure 2.0.19:	% Availability of Health Clinics & First Aid Kits in Private Primary Schools	25
Figure 2.0.20:	Availability of Toilets in Public Primary Schools	26
Figure 2.0.21:	Availability of Toilets in Private Primary Schools	27
Figure 3.0.1:	2010/2011 Junior Secondary Schools in the FCT	28
Figure 3.0.2:	2010/2011 Junior Secondary Schools by location	29
Figure 3.0.3:	Public Junior Secondary Schools Enrolment for 2010/2011	30
Figure 3.0.4:	2010/2011 Public Junior Secondary Schools Enrolment by Age Group	30

2010/2011 Annual School Census Statistical Report

Figure 3.0.5:	Private Junior Secondary Schools Enrolment for 2010/2011	31
Figure 3.0.6:	2010/2011 Private Junior Secondary Schools Enrolment by Age Group	32
Figure 3.0.7:	2010/2011 Percentage Enrolment for Public and Private Junior Secondary Schools in the FCT	32
Figure 3.0.8:	Comparison of Public & Private Junior Secondary School Enrolment for 2009/201 & 2010/2011	32
Figure 3.0.9:	Public Junior Secondary School Teaching Staff 2010/2011	33
Figure 3.0.10:	Public Junior Secondary School Qualified Teachers 2010/2011	34
Figure 3.0.11:	Private Junior Secondary School Teaching Staff 2010/2011	35
Figure 3.0.12:	Comparison of Teaching Staff in Public & Private Junior Secondary Schools for 2010/2011	35
Figure 3.0.13:	Public Junior Secondary School Classrooms	36
Figure 3.0.14:	%Availability of Electricity in Public Junior Secondary School	36
Figure 3.0.15:	%Availability of Electricity in Private Junior Secondary School	37
Figure 3.0.16:	%Availability of Water in Public Junior Secondary School	37
Figure 3.0.17:	%Availability of Water in Private Junior Secondary School	38
Figure 3.0.18:	%Availability of Health Clinics & First Aid Kits in Public Junior Secondary School	38
Figure 3.0.19:	%Availability of Health Clinics & First Aid Kits in Private Junior Secondary School	39
Figure 3.0.20:	Availability of Toilets in Public Junior Secondary School	39
Figure 4.0.1:	2010/2011 Senior Secondary Schools in the FCT	40
Figure 4.0.2:	2010/2011 Senior Secondary Schools by location	41
Figure 4.0.3:	Public Senior Secondary School Enrolment for 2010/2011	42
Figure 4.0.4:	2010/2011 Public Senior Secondary School Enrolment by Age Group	43
Figure 4.0.5:	Private Senior Secondary School Enrolment for 2010/2011	43
Figure 4.0.6:	2010/2011 Private Senior Secondary School Enrolment by Age Group	44
Figure 4.0.7:	2010/2011 Percentage Enrolment for Public and Private Senior Secondary Schools in the FCT	44
Figure 4.0.8:	Comparison of Public & Private Senior Secondary School Enrolment for 2009/2010 & 2010/2011	46
Figure 4.0.7:	Public Senior Secondary School Teaching Staff for 2010/2011	46
Figure 4.0.8:	Public Senior Secondary School Qualified Teacher for 2010/2011	46
Figure 4.0.9:	Private Senior Secondary School Teaching Staff for 2010/2011	46
Figure 4.0.10:	Comparison of Teaching Staff in Public & Private Senior Secondary Schools for 2010/2011	47
Figure 4.0.11:	Public Senior Secondary School Classrooms	47
Figure 4.0.12:	% Availability of Electricity in Public Senior Secondary Schools	48
Figure 4.0.13:	% Availability of Electricity in Private Senior Secondary Schools	48
Figure 4.0.14:	% Availability of Water in Public Senior Secondary Schools	49
Figure 4.0.15:	% Availability of Water in Private Senior Secondary Schools	49
Figure 4.0.16:	% Availability of Health Clinics & First Aid Kits in Public Senior Secondary Schools	50
Figure 4.0.17:	% Availability of Health Clinics & First Aid Kits in Private Senior	50

Secondary Schools	50
Figure 4.0.18: Availability of Toilets in Public Senior Secondary Schools	51
Figure 4.0.19: Availability of Toilets in Private Senior Secondary Schools	51
Figure 4.0.20: Comparison of Public Primary School Classrooms for 2009 and 2010	52
Figure 4.0.21: Comparison of Public Primary School Access to Electricity for 2009 and 2010	52
Figure 4.0.22: Comparison of Public Primary School Access to Potable water for 2009 and 2010	52
Figure 4.0.23: Comparison of Public Primary School Access to Health Facilities for 2009 and 2010	53
Figure 4.0.24: Comparison of Toilet Facilities in Public Primary School for 2009 and 2010	53
Figure 4.0.25: Comparison of Classroom Availability in JS School for 2009 and 2010	54
Figure 4.0.26: Comparison of Availability of Electricity in JS School for 2009 and 2010	54
Figure 4.0.27: Comparison of Availability of Potable Water in Public JSS for 2009 and 2010	54
Figure 4.0.28: Comparison of Available Health Facilities in JS School for 2009 and 2010	54
Figure 4.0.29: Comparison of Available Toilet Facilities in JS School for 2009 and 2010	55
Figure 4.0.30: Comparison of Classroom Availability in SS School for 2009 and 2010	55
Figure 4.0.31: Comparison of Availability of Electricity in SS School for 2009 and 2010	56
Figure 4.0.32: Comparison of Availability of Potable Water in SS School for 2009 and 2010	56
Figure 4.0.33: Comparison of Health Facilities in SS School for 2009 and 2010	56
Figure 4.0.34: Comparison of Toilet Facilities in SS School for 2009 and 2010	57
Figure 5.0.1: Public Literacy Education Enrolment by Target	58
Figure 5.0.2: Private Literacy Education Enrolment by Target	59
Figure 5.0.3: Public Literacy Education Enrolment by Class	60
Figure 5.0.4: Private Literacy Education Enrolment by Class	60
Figure 5.0.5: Public Continuing Education Enrolment by Target	61
Figure 5.0.6: Private Continuing Education Enrolment by Target	62
Figure 5.0.7: Public Continuing Education Enrolment by Class	62
Figure 5.0.8: Private Continuing Education Enrolment by Class	63
Figure 5.0.9: Public Vocational Education Enrolment by Target	64
Figure 5.0.10: Public Vocational Education Enrolment by Class	64
Figure 5.0.11: Public Non Formal Facilitators by Gender and Programme	65
Figure 5.0.12: Private Non Formal Facilitators by Gender and Programme	65

FOREWORD

The publication of this 2010/2011 Annual School Census Report has come at a time when the Education System in Nigeria is seeking solution to its persistent challenge of poor students' performance. Having current and reliable data in education is a necessary first step towards addressing the issues at hand because statistics shows the true picture of a system, and through the relevant indicators, education managers are able to identify their challenges and address them accordingly.

The FCT 2010/2011 Annual school Census Statistical Report which UNESCO, Abuja has supported FCT to publish is not the first statistical report we have ever generated. Over the years, all agencies under the Education Secretariat had been publishing their individual statistical year books, but not the School Census Report. In 2010 the Annual School Census of 2009/2010 was processed through FCT EMIS, and information generated was used for development of FCT Education Strategic and Operational Sector Plans. The unique thing about this year's census statistical report is that it has been officially published and also hosted on-line.

This report is a practical demonstration of the FCT Administration's Commitment to the Vision-20-20-20 and Mr. President's Transformation Agenda. The world is going digital and all hands have to be on deck to ensure that education data is always made available, for easy access and utilization in education al management. It is no doubt a challenging task considering the fact that data gathering and reporting is a capital intensive venture. But the challenge is not insurmountable given the plethora of stakeholders that Education has and who are all passionate about achieving the Millennium Goals and EFA Goals, as well as Mr. President's Transformation Agenda.

FCT Education Secretariat uses this medium to acknowledge the political will she enjoys from the Honourable Minister for FCT, Senator Bala Adulkadir Mohammed, and commend the Education Planning and Management Information System (EPMIS) Division of the Secretariat for coordinating the production of this document, and UNESCO Abuja for supporting the publication, while also inviting other development partners, Non-Governmental Organizations and the private sector to join hands with FCT Education Secretariat in enhancing our EMIS infrastructure and software in order to enhance effectiveness and efficiency of education information generation in the FCT for all stakeholders who need them.

It is therefore with great joy and optimism that I present to you this FCT Education Secretariat's 2010/2011 Annual School Census Statistical Report.

Kabir Usman
Secretary for Education
FCT Education Secretariat

Acknowledgements

Our first appreciation goes to the Honourable Minister for FCT Senator Bala Adulkadir Mohammed for providing the political will needed to carry out most education projects including the conduct of the 2010/2011 Census exercise that is being reported. We also extend our thanks to the Honourable Minister of State Ms Oyole Olajimoke as well as the Permanent Secretary, FCTA for their support to the Honourable Minister in the discharge of his duties in the Territory.

This final output of the 2010/2011 Annual School Census, though by no means perfect, had lots of rigorous activities like the data collection, inputting, cleaning, processing and reporting which had gone into it. We therefore wish to mention that the entire process was very participatory as relevant staff of implementing Agencies of the Education Secretariat and the Education Planning and Management Information System Division (EPMIS) carried out one aspect of the tasks or the other. The Zonal Education Officers for the seven Zonal offices in the FCT were coordinators of the School Census exercise.

Education Secretariat wishes also to express her gratitude to the FCT Administration for making it possible for FCT EMIS to take off; to FCT MDG Project Support Unit (PSU) for supporting the project during the development of FCT SESP and SESOP; and all Heads of Agencies for their contributions and support in making the publishing of this census statistical report possible. It is sincerely hoped that lessons learned from this experience will go into improving subsequent years' publications of school census data.

Access Solution, one of the indigenous ICT service providers based in Abuja, which set up the basic hardware infrastructure for FCT EMIS, had also followed up the project by digitizing the census form into data capturing and reporting application with no further support from the Education Secretariat.

UNESCO Abuja deserves our special thanks for taking up the challenge of providing the needed support that brought the census exercise FCT started to this level of its publication. UNICEF Abuja and "C" Field Office, Kaduna are not left out of this appreciation because UNICEF supported FME in the coordination of the 2010/2011 Census exercise and FCT was among the few states that benefitted from the UNICEF supported training of data inputting officers at the Nigerian Institute of Educational planning (NIEPA), Ondo State.

Furthermore, we express our gratitude to the succession of Education Secretaries who had passed through Education Secretariat from the conception of EMIS as a project, through setting up of the Education Planning and Management Information Division, to the actualization of the EMIS at the level it is today. Without the EMIS, generation of this report and its publication would have been an arduous task. We therefore acknowledge with thanks the roles of Ms Bolanle Onagoruwa, currently the Director General of Bureau of Public Enterprises; Mrs. Felicitas Olajide, currently the Special Adviser to Honorable Minister of FCT on Transportation; Hussaini

Hailu Pai, now Independent Electoral Commission's Residential Commissioner for Ekiti State and Barr. Alh. Yahaya Ibrahim Gwagwa, currently the Secretary for Area Council Secretariat. All the Education Secretaries mentioned above, at one time or the other played a role in seeing that EMIS took off in the FCT.

Finally, but by no means the least, the current Secretary for Education Kabir Usman is highly appreciated for his ever willingness to support all activities of Education Secretariat, and especially for showing outstanding interest in ensuring that FCT is not found wanting in issues of education data generation and educational planning. Without his support all other supports would not have yielded much result.

Mrs. T.O Mbonu
Deputy Director,
FCT Educational Planning & Management Information System

INTRODUCTION

The role of education as the bedrock of a nation's development cannot be over emphasized. Education produces the human capital that utilizes all other factors of production in order to yield desired output.

Nigeria accords high priority to Education and this could be seen in the key position Education occupies in national plans such as the National Economic Empowerment and Development Strategy (NEEDS), the Vision 20-20-20, the Seven Point Agenda and currently Mr. President's Transformation Agenda. The Federal capital Territory buys into the national vision and strategies in addressing its developmental agenda, hence Education in the FCT is also a top priority among social services that enables development.

Given this undoubted role and status of Education in the FCT and Nigeria at large, it becomes logical to say that no amount of intervention in education will be considered as too much, especially at this time when academic achievements of students in the country leave much to be desired. In order to get to the root cause of the present state of Education in the country including FCT, there is need to turn full attention to planning of education. But you cannot plan education without the needed data.

Education statistics therefore plays very critical role in providing required information, to all stakeholders, for policy planning, monitoring and evaluation of education activities. However, the process of data gathering and dissemination happens to be one of the areas of educational management that receives little or no attention, in spite of the critical role it plays.

This publication of FCT 2010/2011 Census Data Report with some analysis of the data is aimed at awakening the consciousness of all stakeholders to the continued need of Education Statistics in provision of effective and efficient education services. It is also an affirmation of the positive impact made by the Honourable Minister for Education, Prof. Ruqayyatu Ahmed Rufa'i OON in her effort at ensuring that Nigeria has up to date record in global publications such as the UNESCO Annual Global Monitoring Report on Education for All (EFA).

The FCT Administration under the proactive leadership of Senator Bala Adulkadir Mohammed has through the Secretary for Education provided the where withal for the conduct of the 2010/2011 Annual School Census. But UNESCO, which is one of the key International Development Partners working with FCT, provided the needed support for publication of this Census statistical analysis report and also hosting it on FCT Education Secretariat web-portal.

This report covers both public and private schools in the FCT and provides education statistics on pupils' and students' enrolment, teachers' information and facilities in schools for all levels of education and types of education. It should be noted that the data reported upon was gathered in November, 2010 and some

changes would have taken place on the different variables, but this will not produce any appreciable difference from the published information.

The FCT 2010/2011 Census Data Report is made up of eight chapters with each chapter focusing on a particular level of education, except for the last chapter that contains school list by level of education with the pupils/students' enrolment, and presents all relevant information about schools, such as number of schools, enrolment, teachers, and facilities in schools. For each component of the report such as enrolment, a table indicating absolute figures on the variable is presented and this is followed by a pictorial presentation in a chart. This pattern of presentation provides the needed education information in a very reader friendly way.

This publication is a very good first step at showing that FCT has a functional Education Management Information System (EMIS), though at its infancy. It is also an indicator that given the necessary support, FCT can enhance this EMIS to a more robust one capable of capturing all pupils' and students' information with each having a unique identification that will ensure easy linkage of students' and teachers' to their activities in school. It will also help in monitoring of teaching and learning at all levels of educational administration. We also look forward to such a time when school information could be captured on a real time basis from the school to the data base through an ICT enabled education network.

CHAPTER 1

1.0 EARLY CHILD CARE EDUCATION (PRE PRIMARY EDUCATION)

Early child Care (ECC) refers to care given to children below age six. Pre-Primary Education is a more familiar term, but FCT prefers to use ECC because the care given to children at this stage is an integrated care that transcends cognitive development. It takes care of the holistic development of the child and prepares him for easy transition into primary education. There are two categories of age cohorts in this group of children below age six, viz: ages 0-2 and 3- 5.

Early Child Care referred to in this publication is for children of ages 3-5 which are also called nursery school or pre-school age group.

1.1 EARLY CHILD CARE CENTERS

A cursory look at the table 1.01 below clearly indicates that the public schools take only 23% of the total pre-primary education provision in the FCT, while private schools own the remaining 67%. This is because it was only with the enactment of the UBE Law in 2005 that government started incorporating ECC into its statutory mandate for education delivery. Previous policies had been to encourage the private sector to open and operate more nursery school. Figure 1.01 clearly shows the wide gap in provision of ECC between public and private schools.

However, the seeming low number of public ECC in 2010/2011 school census shows an appreciable 23% increase from the previous year, while private pre-primary recorded 2% increase. This could be attributed to closure of most substandard private ECC Centres before the 2010/2011 school census.

It should be noted that all public ECC Centres, with exception of a few, are all established as annexes to the primary schools and are managed under the same administrative structure of the primary school. In the current data report 32.5% of the total public primary schools have ECC facilities. This represents 6.5% increase in the number of primary schools that have ECC attached to them. Most of the privately owned pre-primary schools are also located within primary schools premises.

Table 1.0.1: 2010/2011 Early Child Care Centers in the FCT

Area Council	Public Centers	Private Centers	Total
Abuja Municipal	58	213	271
Bwari	37	151	188
Gwagwalada	13	81	94
Kuje	20	40	60
Abaji	20	12	32
Kwali	14	34	48
TOTAL	162	531	693

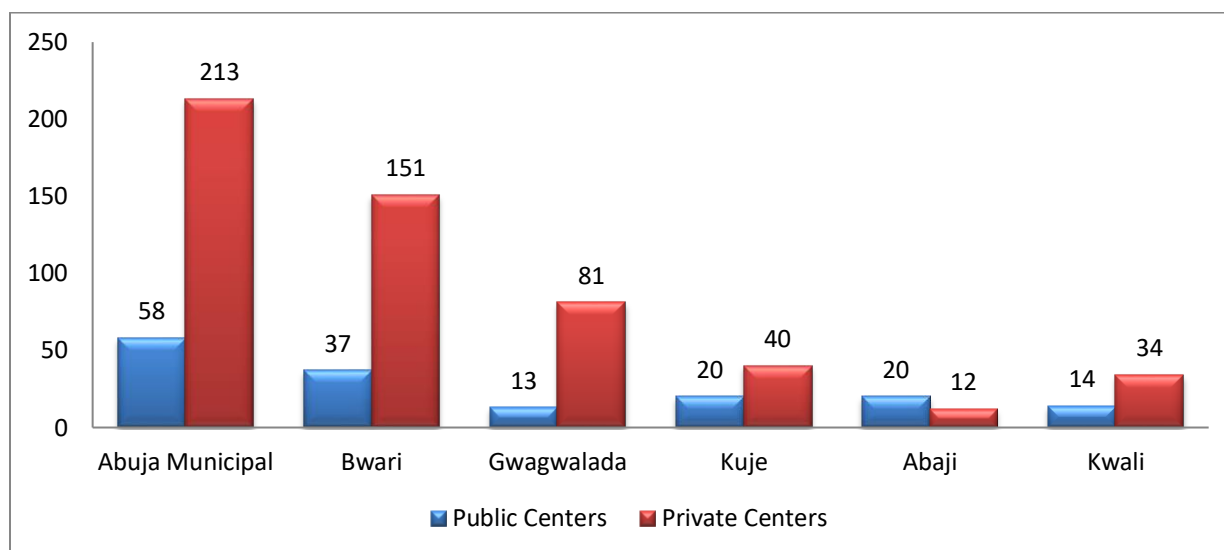


Figure 1.0.1: 2010/2011 Early Child Care Centers in the FCT

Table 1.0.2: 2010/2011 Early Child Care Centers by location

	Urban	Rural
Public ECC Centers	69	93
Private ECC Centers	283	242

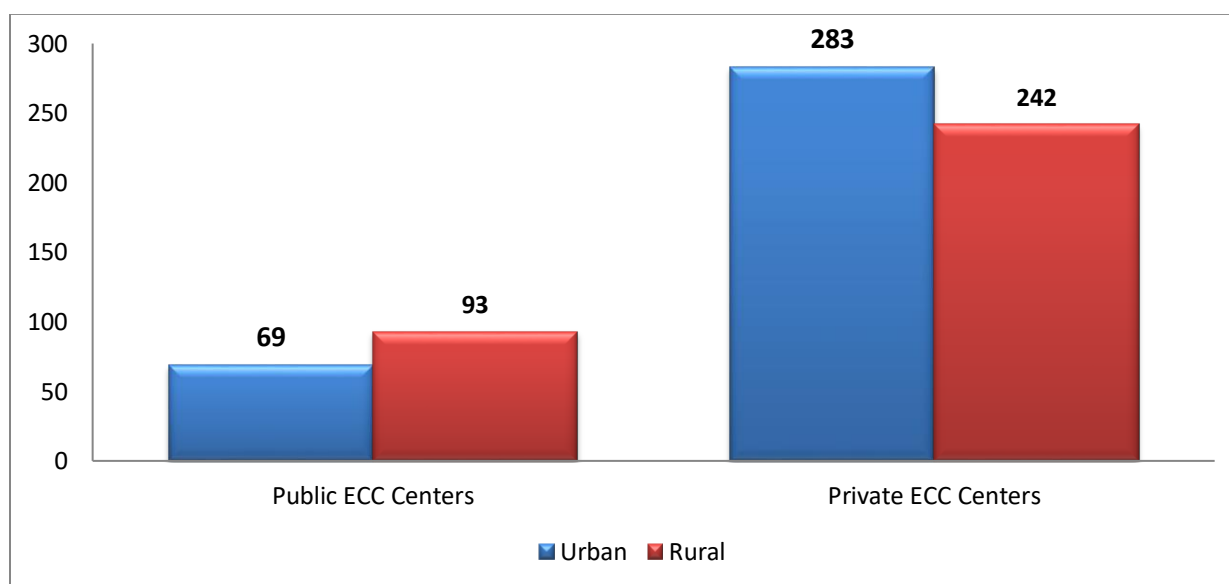


Figure 1.0.2: 2010/2011 Early Child Care Centers by location

Spread of ECC/Pre-Primary centres in the FCT as indicated in table 1.0.2 and figure 1.0.2 tends to indicate higher concentration of public ECC Centres in the rural area but this it is not as simple as that. Most schools in FCT fall within rural settings and since government seeks equity in the location of schools it has to cut across the six area councils in all its policy implementation hence the picture created above. However, in the private setting reverse is that case because private proprietors cannot locate schools where they are not economically viable, that is why in the previous table showing spread of ECC by area council, Municipal and Abaji has the highest number of centres.

1.2 ENROLMENT AT EARLY CHILD CARE CENTERS

Enrolment into the ECC centres or pre-school follows the same trend as in the number of centres. While the public centres absorb 22% of the pre-primary age group, private schools take care of 68% as shown in table 1.02 with figure 1.02 and table 1.03 with figure 1.03 respectively below. This is expected as the pace at which these centres are established in the public schools is relatively slow because the FCT Universal Basic Education Board takes its time to ensure that minimum facilities required for taking care of children of that age group are available at any of the primary schools before a centre is established. Besides, resources are scarce since school fees are not charged.

However, it should be noted that establishment of these centres at the public primary schools has helped parents who would not have had opportunity of enrolling their children into organized pre-primary centres to do so since the public centres cost little or nothing, unlike the private ones.

Abuja Municipal Area Council has the highest enrolment followed by Bwari Area Council. This is expected as these two area Councils have the highest population of residents in the FCT. This pattern is the same for the private schools as shown on table 1.03 and figure 1.03. The gap in gender with respect to ECC is very narrow at both the public and private centres. Refer to figure 1.04 below.

Table 1.0.3: 2010/2011 Public Early Child Care Enrolment

Area Council	Boys	Girls	Total
Abuja Municipal	1,512	1,491	3,003
Bwari	1,481	1,462	2,943
Gwagwalada	1,235	1,129	2,364
Kuje	761	749	1,510
Abaji	916	879	1,795
Kwali	686	615	1,301
TOTAL	6,591	6,325	12,916

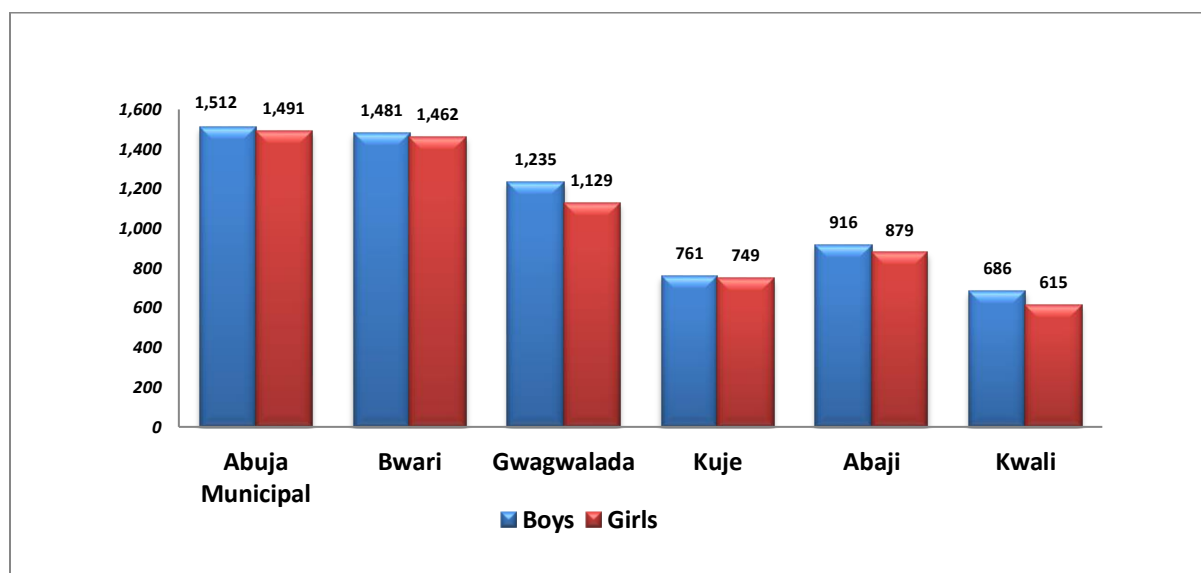


Figure 1.0.3: 2010/2011 Public Early Child Care Enrolment

Figure 1.0.3 above shows that Abaji has the least enrolment in the private pre-primary centres, while in Public ECC Centres kuje recorded the least enrolment as indicated in figure 1.0.2 above.

Table 1.0.4: 2010/2011 Public Early Child Care Enrolment by Age

Age Group	Male	Female	Total
0-3 Years	1,221	1,126	2,347
3 Years	1,356	1,277	2,633
4 Years	1,941	1,997	3,938
5 Years	1,273	1,242	2,515
Above 5 Years	800	683	1,483
Total	6,591	6,325	12,916

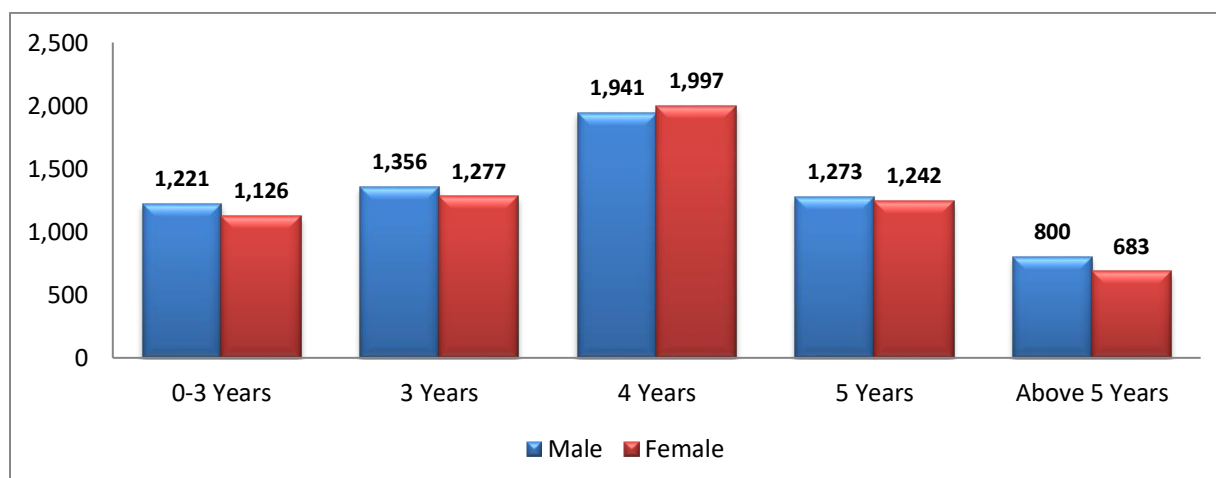


Figure 1.0.4: 2010/2011 Public Early Child Care Enrolment by Age

Table 1.0.5: 2010/2011 Private Early Child Care Enrolment

Area Council	Boys	Girls	Total
Abuja Municipal	9,453	9,023	18,476
Bwari	6,619	6,349	12,968
Gwagwalada	3,532	3,357	6,889
Kuje	1,546	1,514	3,060
Abaji	540	517	1,057
Kwali	1,313	1,157	2,470
TOTAL	23,003	21,917	44,920

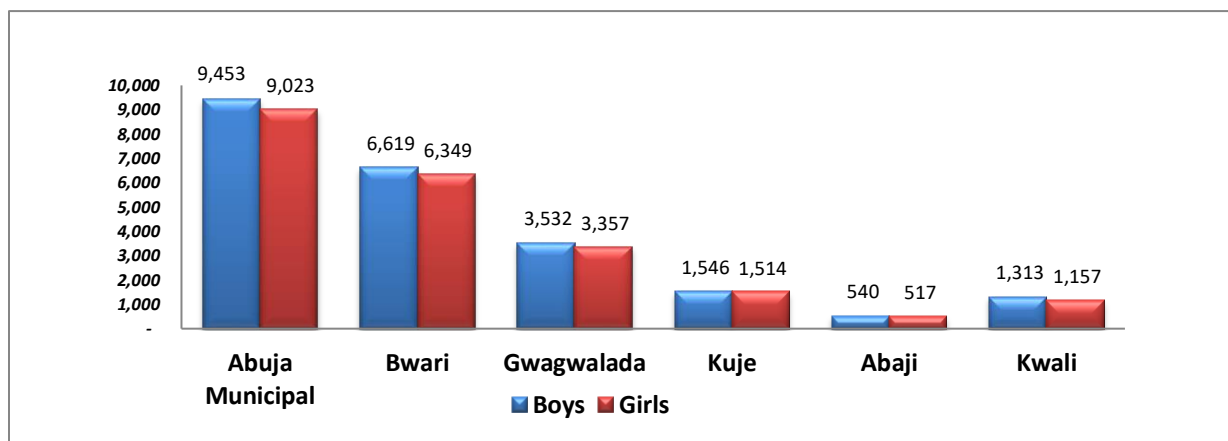


Figure 1.0.5: 2010/2011 Private Early Child Care Enrolment

Table 1.0.6: 2010/2011 Private Early Child Care Enrolment by Age

Age Group	Male	Female	Total
0-3 Years	4,483	4,200	8,683
3 Years	7,528	7,246	14,774
4 Years	5,783	5,507	11,290
5 Years	3,968	3,772	7,740
Above 5 Years	1,241	1,192	2,433
Total	23,003	21,917	44,920

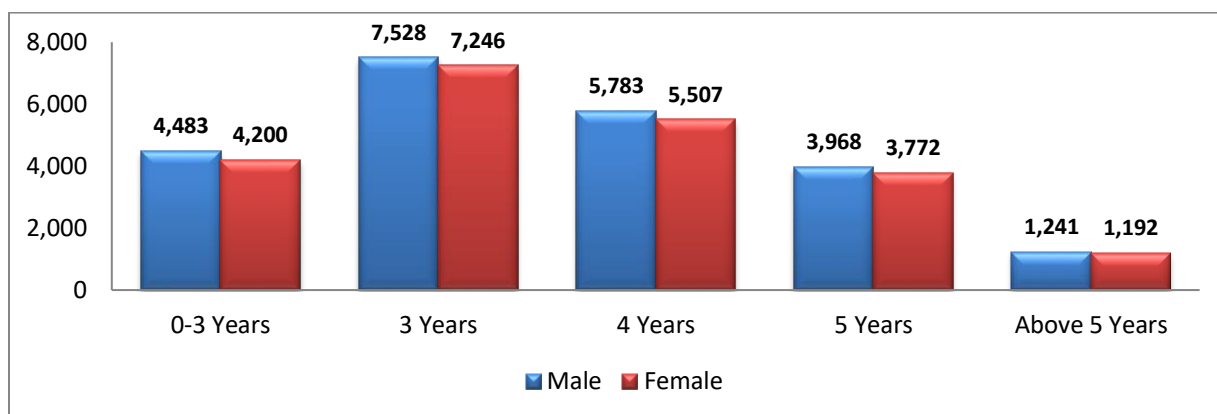


Figure 1.0.6: 2010/2011 Private Early Child Care Enrolment by Age

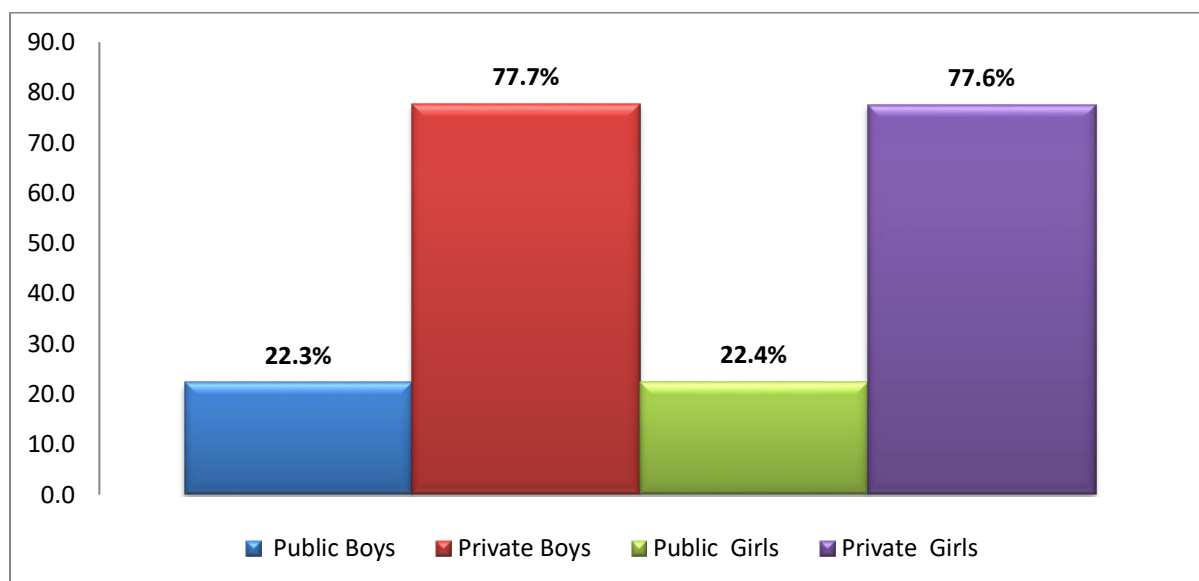


Figure 1.0.7: 2010/2011 Percentage Enrolment in ECCDE for Public and Private Schools in the FCT

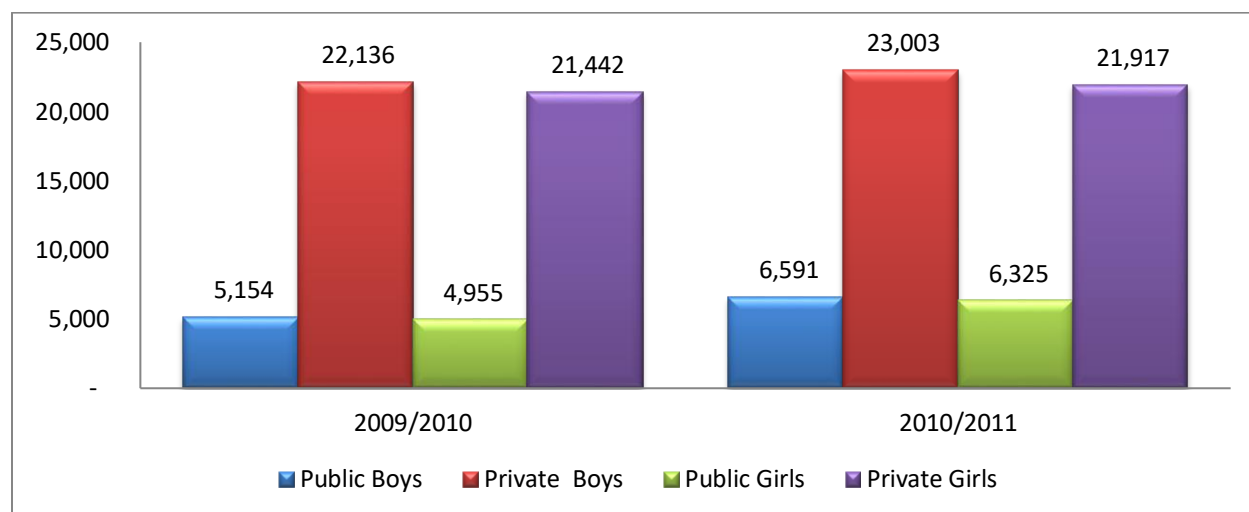


Figure 1.0.8: Comparison of Early Child Care Enrolment 2009/2010 & 2010/2011

Figure 1.0.8 above indicates some increase in pre-school enrolment for both public and private schools in 2010/2011 compared to the previous year 2009/2010. For the public schools total enrolment into ECC increased from 10,109 in 2009/2010 to 12,916 in the 2010/2011 school census thus representing 21.7% increase, while private pre-primary enrolment increased from 43,578 in 2009/2010 to 44,920 in 2010/2011 representing an increase of 3%. Gender gap for year 2009/2010 for both public and private schools is also negligible, though boys maintained a lead in all cases.

2.0 PRIMARY EDUCATION

Primary Education in Nigeria is part of Basic Education that targets children of ages 6 -11. Children who have passed through the ECC or Pre-primary are expected to transit easily into primary school. Current Education Policy encourages pupils who

have completed the final year of Primary Education to also transit to Junior Secondary School without inhibition. Primary Education is free as well as compulsory for any child within the age cohort specified above.

2.1 PRIMARY SCHOOLS IN THE FCT

In this current census statistical data report, table 2.0.1 below shows that there are more private primary schools than public ones - 556 and 497 respectively. The number for public schools represents a 4% increase from the previous year's figure of 477, while the private sector's 556 primary schools represent a decrease of 30.8%. This sharp decrease in the number of private Primary schools may be attributed to the closure of many substandard private schools that dot the nooks and crannies of the FCT; as well as reluctance of some others to provide information about their school.

In order to encourage more private schools to participate in Annual School Census, private schools were adequately sensitized during the training of Heads of schools on the fact that every child in school has the right to be counted during School Census.

It is interesting to note that spread of the primary schools for both public and private maintained the same pattern with the pre-primary as most of the schools are located in the municipality and Bwari Area Council which is a densely populated Area Council. Spread of the primary schools no doubt was influenced by demand for school places for children by parents. Naturally in the rural areas, apart from sparse population of those areas as in Abaji and Kwali, parents are less eager to send their children to school so as not to lose benefits of house chores and labour the children provide at the agricultural farms. See table 2.0.1 and figure 2.01.

Table 2.0.2 and figure 2.0.2 which shows location in terms of rural and urban within a general perspective however indicate more public schools in the rural area and the reason is same as advanced in the case of ECC/Pre-Primary above.

Table 2.0.1: 2010/2011 Primary Schools in the FCT

Area Council	Public Primary Schools	Private Primary Schools	Total
Abuja Municipal	129	213	342
Bwari	76	154	230
Gwagwalada	57	82	139
Kuje	90	41	131
Abaji	59	12	71
Kwali	86	34	120
TOTAL	497	556	1,033

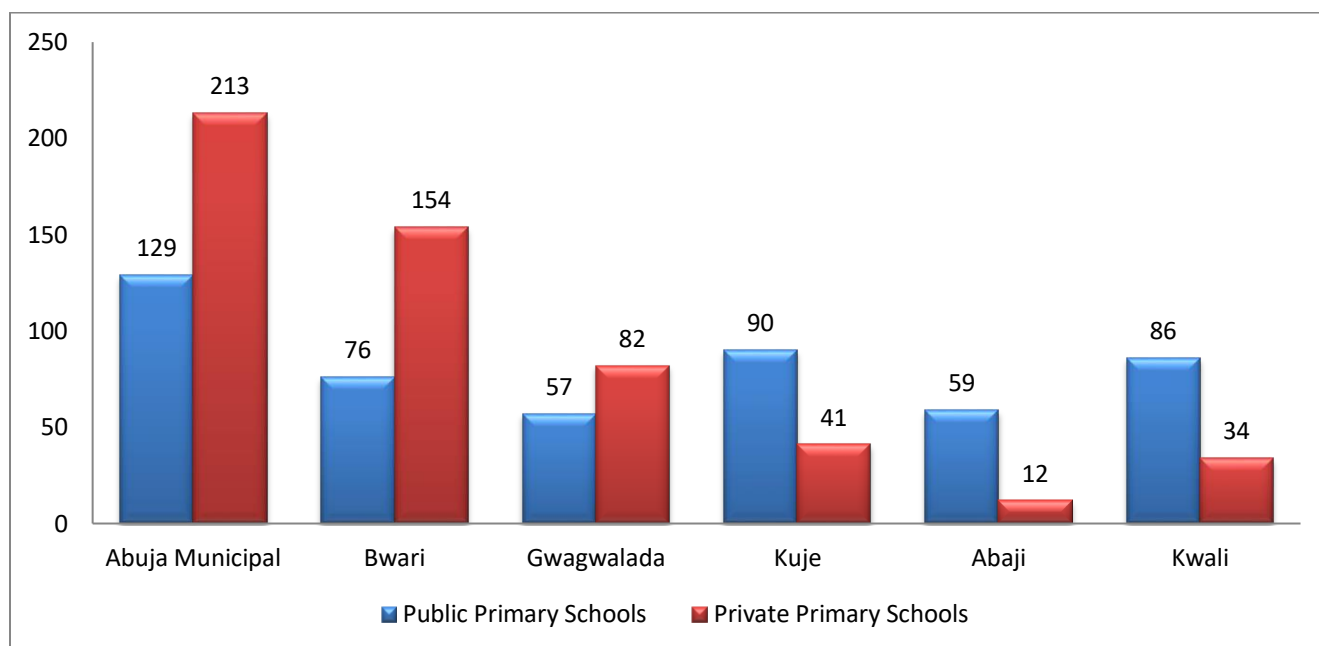


Figure 2.0.1: 2010/2011 Primary Schools in the FCT

Table 2.0.2: 2010/2011 Primary Schools by location

	Urban	Rural
Public Primary Schools	83	414
Private Primary Schools	289	247

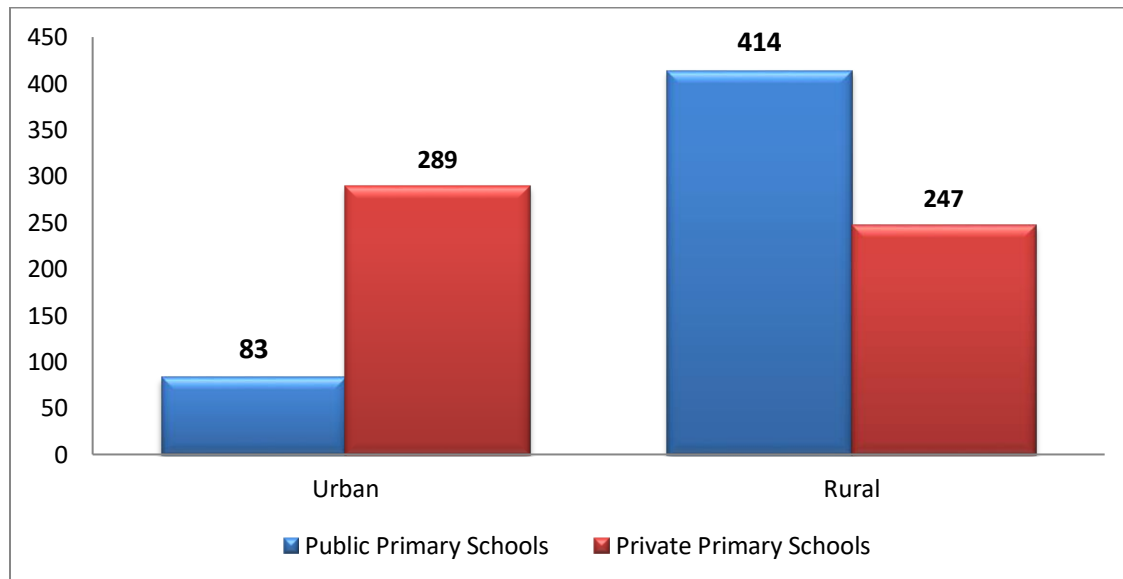


Figure 2.0.2: 2010/2011 Primary Schools by location

2.2 PRIMARY SCHOOL ENROLMENT

Enrolment into primary schools in the FCT has recorded steady increase over the years. Current Census Statistical Data Report shows that total enrolment into public primary schools is 175,859 (See Table 2.0.3 and figure 2.0.3). While in the previous year it was 172,882. This represents a 1.6% increase in public schools enrolment. In the private schools, enrolment in the current data report is 59,406 (see table) as against 56,128 in the previous year. This represents an increase of 6% in private primary schools' enrolment.

It is interesting to note that decrease in the number of privately owned primary schools from 2009/2010 data did not translate to a decrease in enrolment in this sector. It therefore implies that children who left the demolished substandard private schools may have re-registered in accredited ones or moved to public schools.

Tables 2.0.4 and figure 2.0.4 show public primary school enrolment by age. The official primary school age in Nigeria is 6 – 11 years but table and chart mentioned above indicate that 3.7% of children in FCT public primary schools are under age, while 12.2% of them are over age. Although the situation is not very alarming but they are signs we need to watch and ensure that the situation does not persist in the system. It is hoped the ECC programme will help address the problem of children getting into school prematurely or at much later age than is appropriate.

In the private schools, issue of underage in primary is tends to be more serious with 11.3%, while that of over age pupils in lower – 2.4%. (See table 2.0.6 and figure 2.0.6) The inverse relationship of the public situation with that of the private can be attributed to the fact that parents who enroll children in private schools are more likely to send them to school earlier than later because they are more enlightened and not usually constrained financially unlike parents of children in public schools who are not enlightened and are economically constrained. Besides, most children who are house helps tend to attend public schools and more often enroll late into school. The most important issue now is to get all school age children into school by the year 2015.

Table 2.0.3: Public Primary Enrolment

Area Council	Boys	Girls	Total
Abuja Municipal	27,563	28,860	56,423
Bwari	16,191	16,332	32,523
Gwagwalada	15,656	13,643	29,299
Kuje	12,337	11,875	24,212
Abaji	8,947	7,553	16,500
Kwali	8,864	8,038	16,902
TOTAL	89,558	86,301	175,859

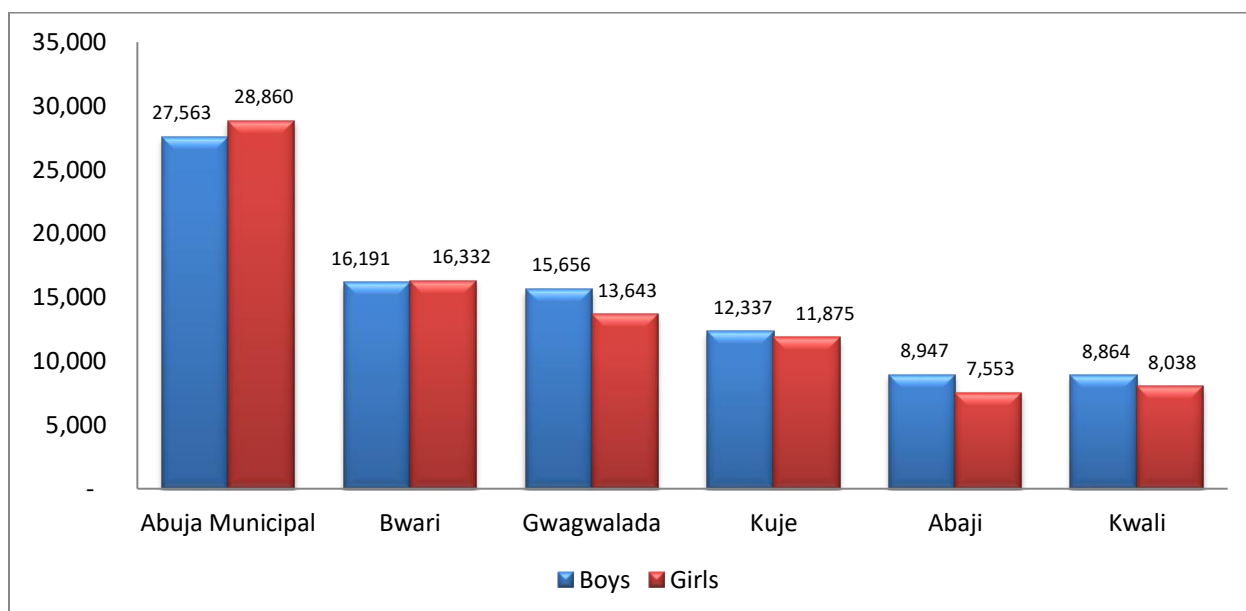


Figure 2.0.3: Public Primary Enrolment

Table 2.0.4: 2010/2011 Public Primary Enrolment by Age

Age Group	Male	Female	Total
Below 5 Years	1,082	1,025	2,107
5 Years	3,325	3,071	6,396
6 Years	10,298	9,516	19,814
7 Years	10,085	9,610	19,695
8 Years	14,917	14,302	29,219
9 Years	12,802	12,363	25,165
10 Years	15,706	15,781	31,487
11 Years	10,213	10,173	20,386
Above 11 Years	11,130	10,460	21,590
Total	89,558	86,301	175,859

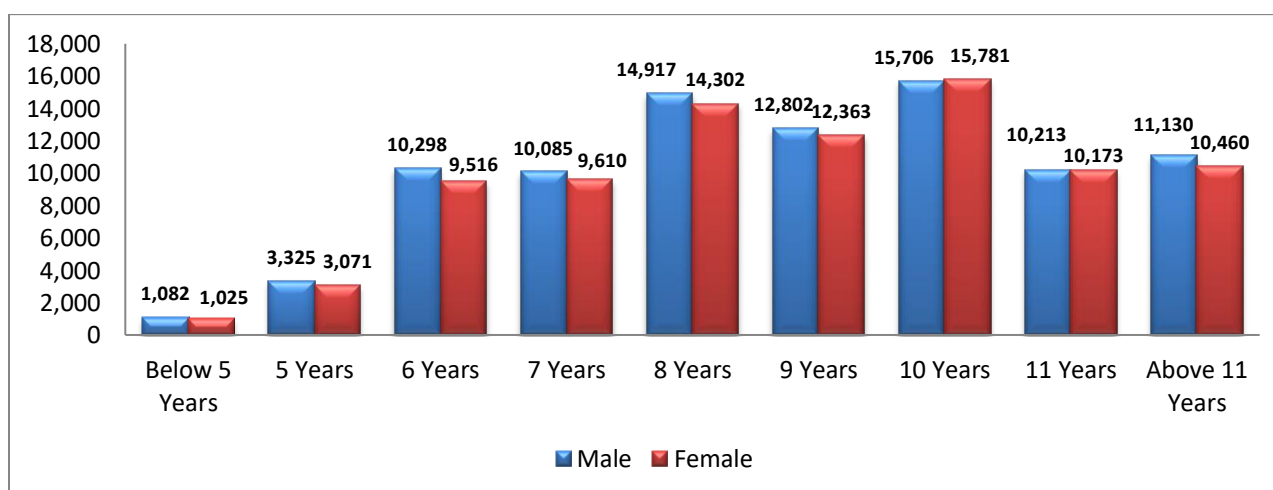


Figure 2.0.4: Public Primary Enrolment by Age

Table 2.0.5: Private Primary Enrolment

Area Council	Boys	Girls	Total
Abuja Municipal	12,907	12,722	25,629
Bwari	8,175	8,429	16,604
Gwagwalada	4,734	4,777	9,511
Kuje	1,665	1,724	3,389
Abaji	463	526	989
Kwali	1,690	1,594	3,284
TOTAL	29,634	29,772	59,406

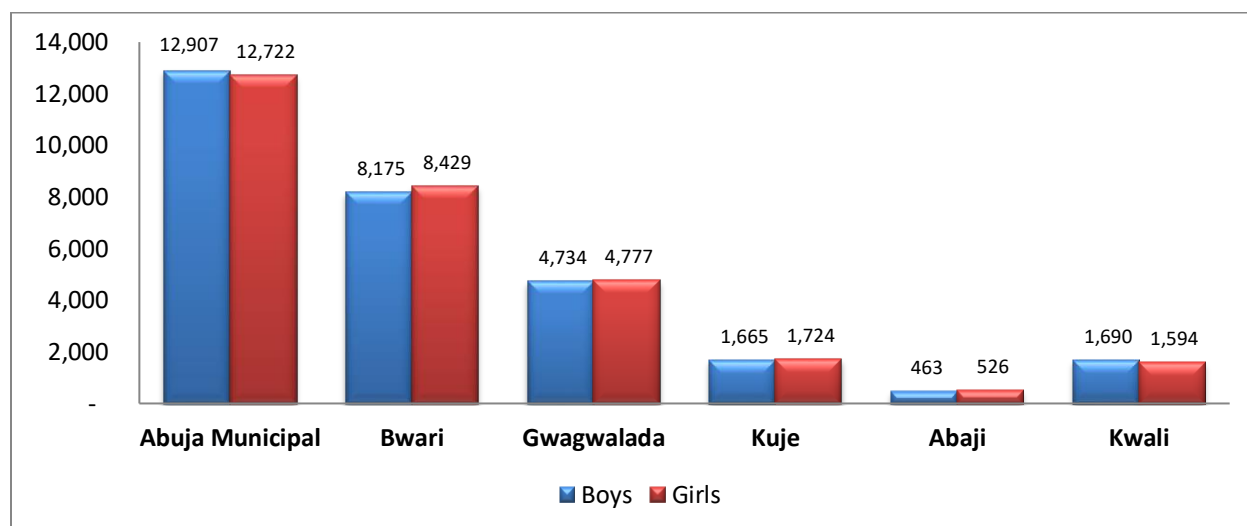
**Figure 2.0.5: Private Primary Enrolment for 2010/2011**

Table 2.0.6: 2010/2011 Private Primary Enrolment by Age

Age Group	Male	Female	Total
Below 5 Years	453	495	948
5 Years	2,874	2,946	5,820
6 Years	5,588	5,533	11,121
7 Years	5,745	5,811	11,556
8 Years	5,407	5,469	10,876
9 Years	4,683	4,755	9,438
10 Years	2,927	2,845	5,772
11 Years	1,220	1,171	2,391
Above 11 Years	737	747	1,484
Total	29,634	29,772	59,406

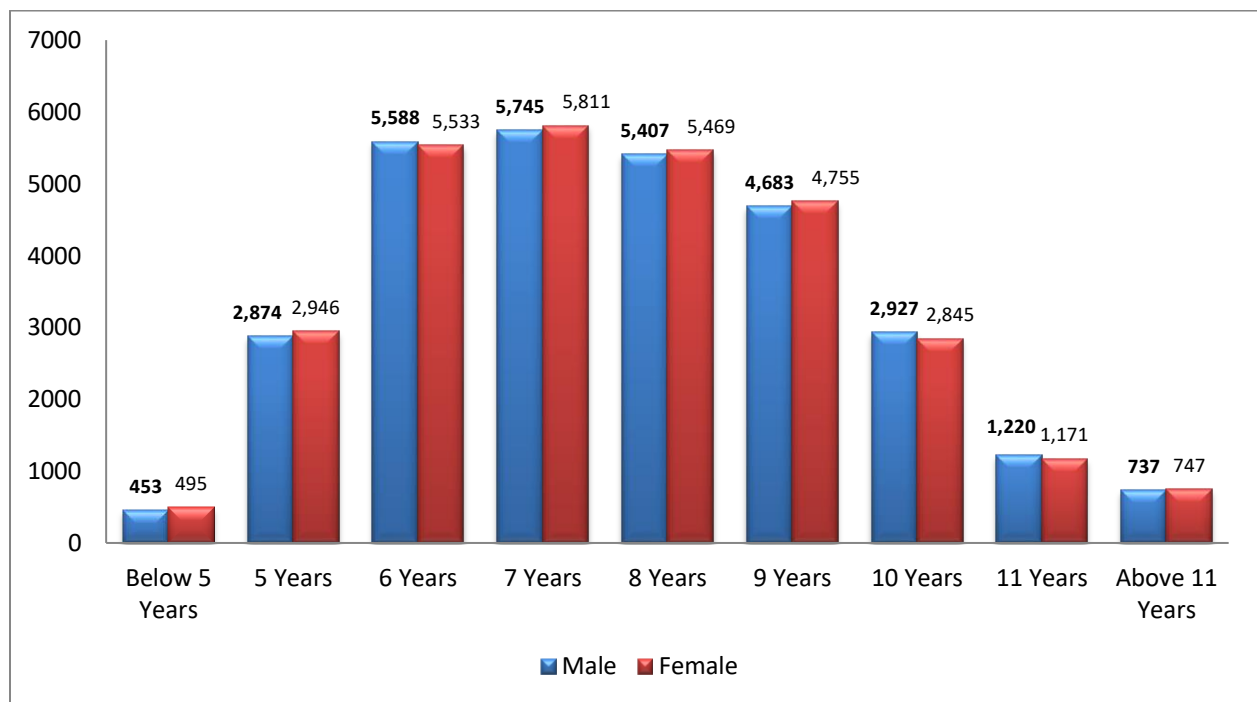


Figure 2.0.6: 2010/2011 Private Primary Enrolment by Age

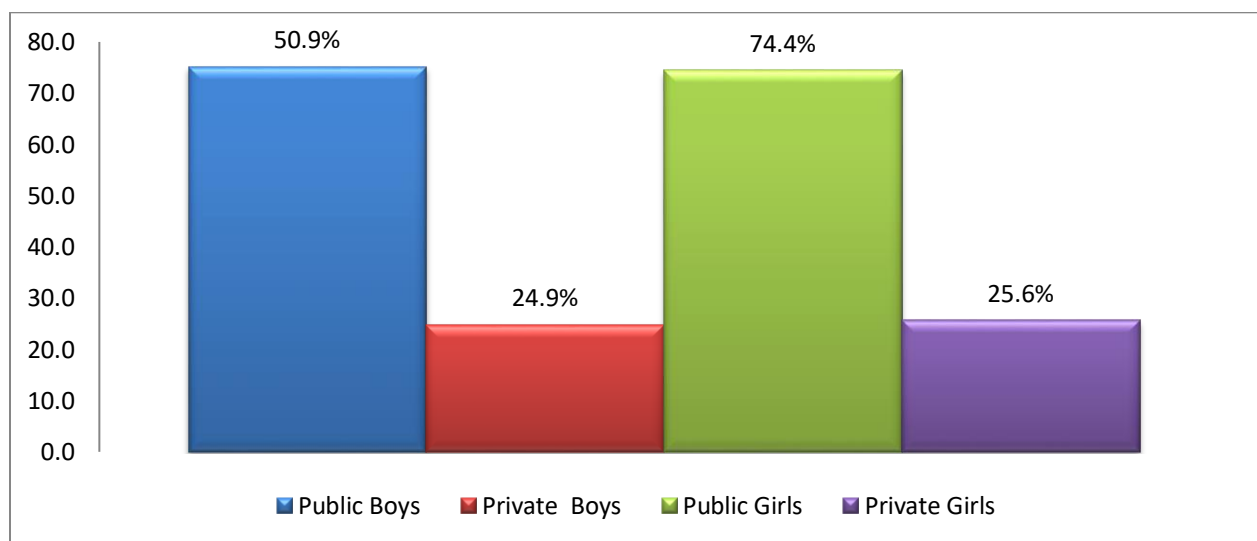


Figure 2.0.7: 2010/2011 Comparison of Percentage Enrolment for Public and Private Primary Schools in the FCT by Gender

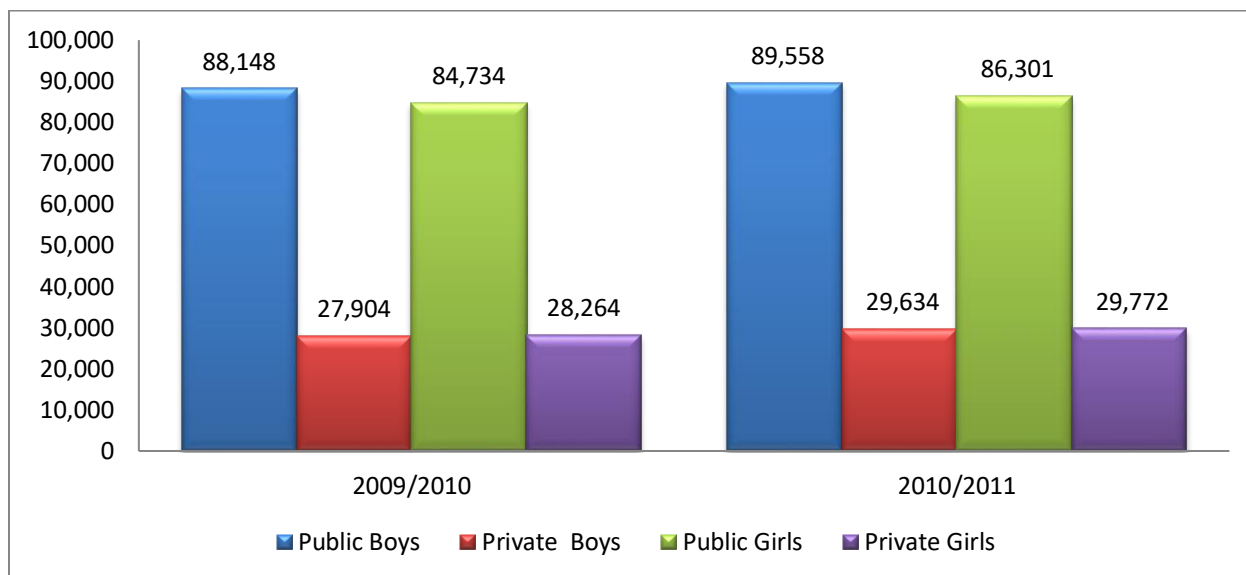


Figure 2.0.8: Comparison of Primary Enrolment 2009/2010 & 2010/2011

Figures 2.0.7 and 2.0.8 clearly indicate that although there are more private primary schools in the FCT in terms of number, enrolment of children into the public schools far outweighs that of the private schools. This could be as a result of the fact that public schools have more carrying capacity and so enrolls more children in each single school than private school. Again public primary schools are non-fee paying, so most parents who are not economically viable as indeed many are in the suburbs of FCT enroll their children into public schools.

2.3 PRIMARY SCHOOL TEACHERS

FCT is one of the few “states” in the federation that complies with the educational policy of recruiting and maintaining teachers with NCE as minimum qualification for teaching in its primary schools. Currently there are 5,804 teachers in the FCT public primary schools with Abuja Municipal Area Council having the highest number which is appropriate to their highest number of schools and enrolment. Bwari and Gwagwalada Area Councils ranked next in the total number of teachers being that their enrolments are next to AMAC.

Out of the 5,804 teachers in the primary schools only about 3.6% of them do not have NCE as minimum qualification. Within this 3.6% are graduates who do not have any form of educational qualification like Post Graduate Diploma in Education, but they teach technical subjects such as computer studies.

While boys take higher percentage in enrolment except for AMAC, female teachers take the lead both in the total average and exceptionally out number male teachers in AMAC and Bwari. A ready explanation to this is that female teachers prefer to stay in city schools where they would be close to their families and also there are more infrastructural facilities like water and electricity in the cities which facilitate their role in the families. But generally the gender gap between male and female teachers is not much.

In the private primary schools, there are 7510 teachers as shown in table 2.0.9 and figure 2.0.11 with AMAC topping the list, followed by Bwari and Gwagwalade Area Councils. The gender gap in privately owned primary schools is wider and heavily skewed in favour of female teachers who constitute 67.6% of the total teacher population. This skewed distribution in favour of female teachers cuts across the six Area Councils with AMAC and Bwari again being most pronounced.

Figure 2.0.12 illustrates very vividly the remarkable disparity in the male female teachers' distribution in private primary schools compared to the public schools.

Table 2.0.7: Public Primary School Teaching Staff 2010/2011

Area Council	Male	Female	Total
Abuja Municipal	493	1,342	1,835
Bwari	306	657	963
Gwagwalada	393	442	835
Kuje	482	339	821
Abaji	329	193	522
Kwali	500	328	828
TOTAL	2,503	3,301	5,804

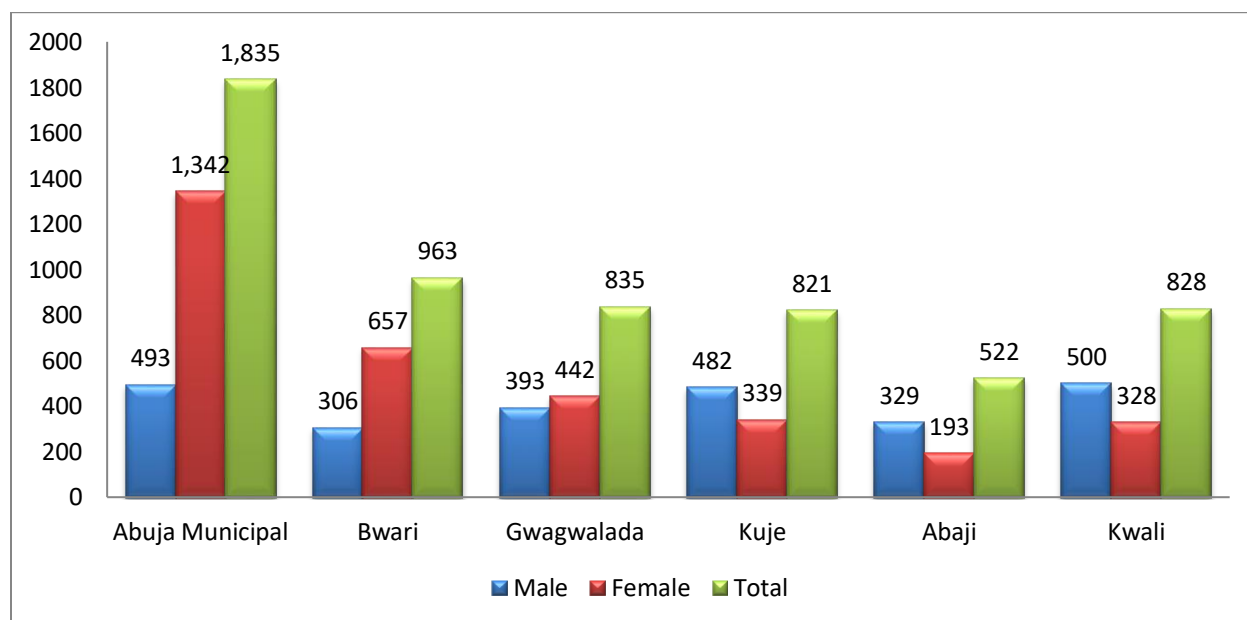


Figure 2.0.9: Public Primary School Teaching Staff 2010/2011

Table 2.0.8: Public Primary School Qualified Teachers for 2010/2011

Area Council	Male	Female	Total
Abuja Municipal	473	1,326	1,799
Bwari	287	594	881
Gwagwalada	387	440	827
Kuje	466	325	791
Abaji	324	188	512
Kwali	475	311	786
TOTAL	2,412	3,184	5,596

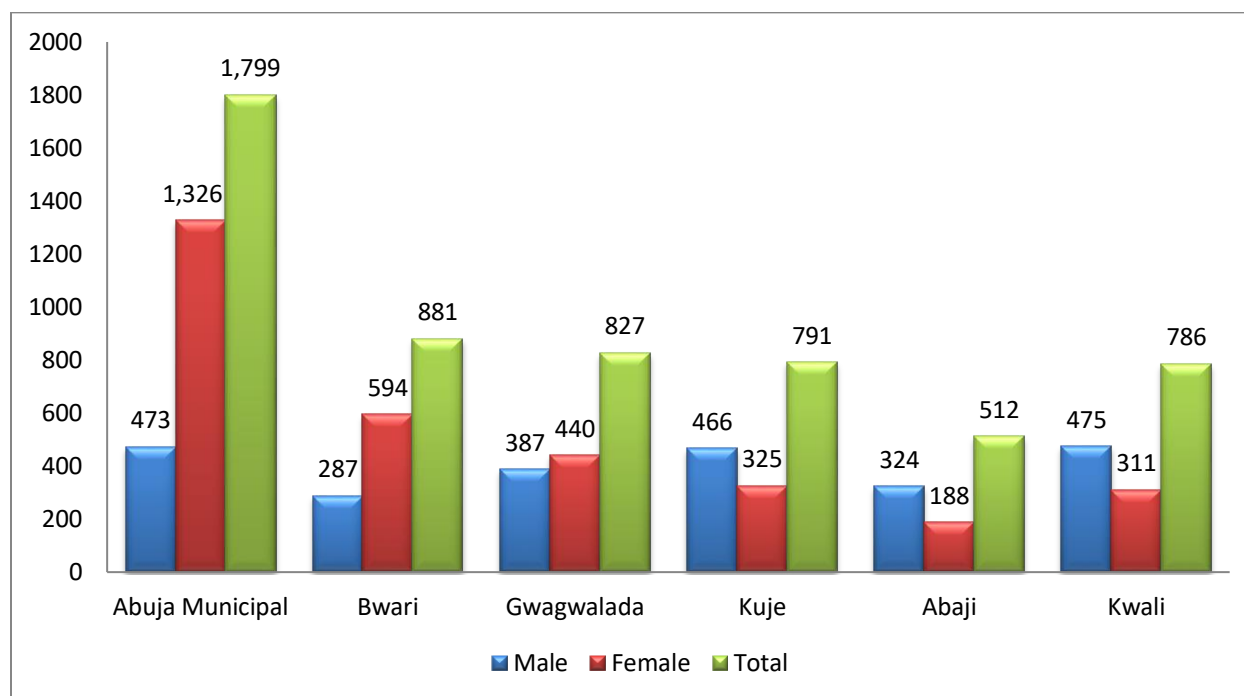


Figure 2.0.10: Public Primary School Qualified Teachers for 2010/2011

Table 2.0.9: Private Primary School Teaching Staff 2010/2011

Area Council	Male	Female	Total
Abuja Municipal	1,101	2,255	3,356
Bwari	653	1,368	2,021
Gwagwalada	363	758	1,121
Kuje	145	392	537
Abaji	46	80	126
Kwali	125	224	349
TOTAL	2,433	5,077	7,510

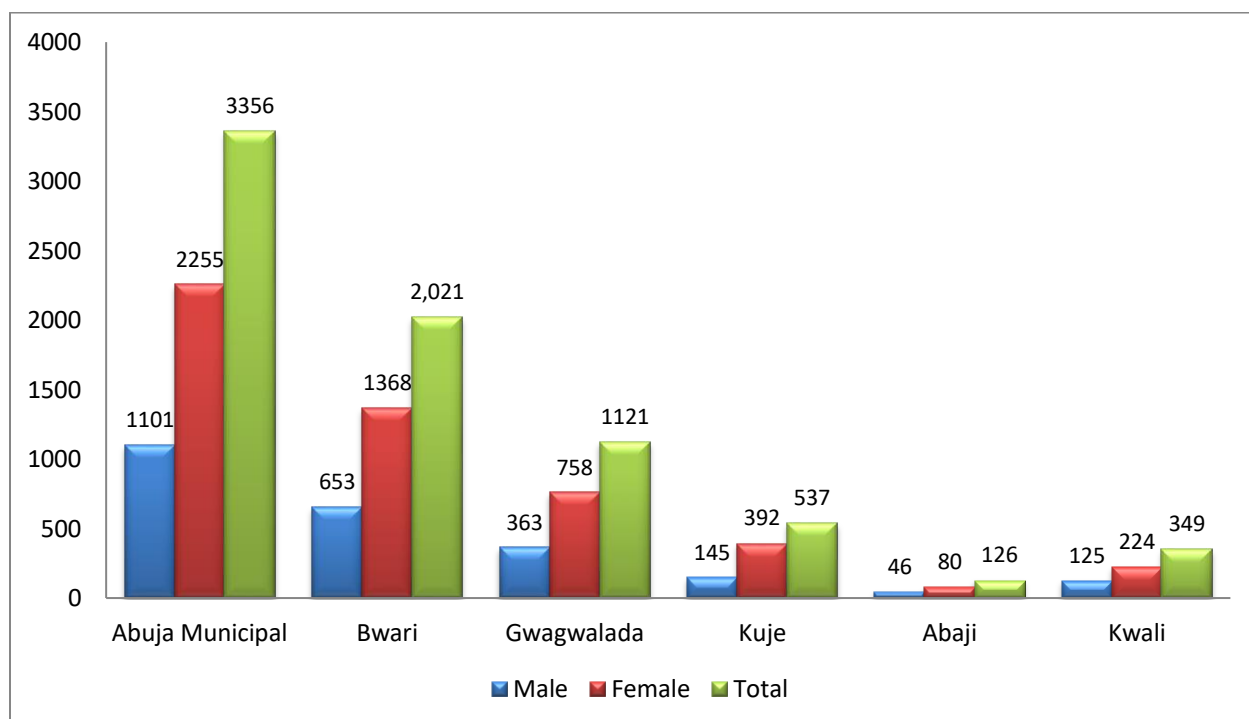


Figure 2.0.11: Private Primary School Total Teaching Staff 2010/2011

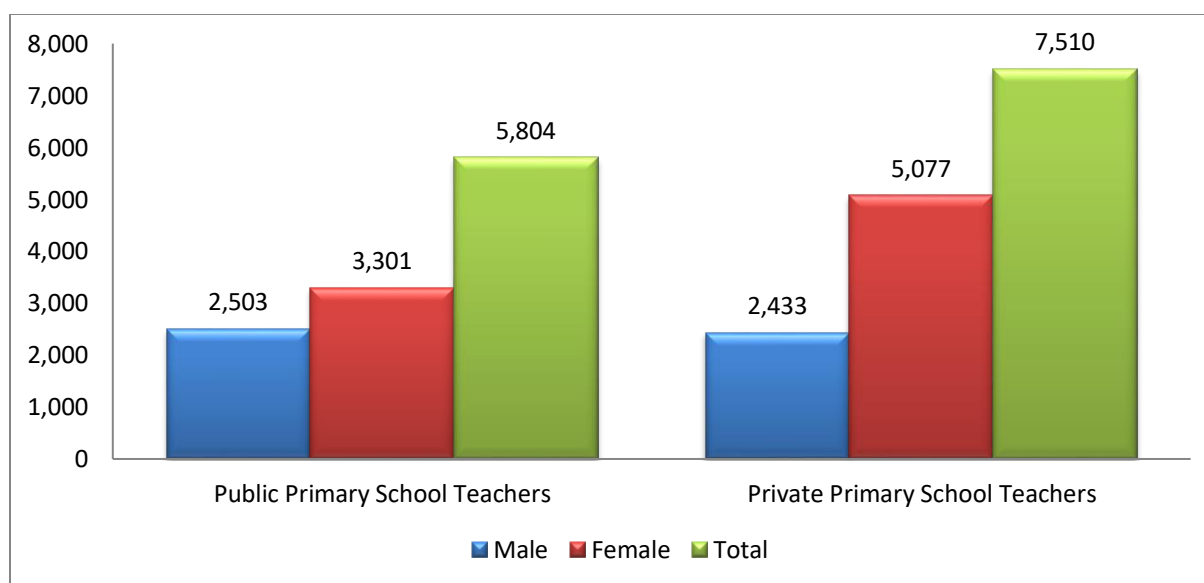


Figure 2.0.12: Comparison of Teaching Staff in Public & Private Primary Schools for 2010/2011

2.4 PRIMARY SCHOOL FACILITIES

Common facilities in FCT Primary schools are: classrooms, classroom furniture, toilets, water supply, electricity supply and health clinics/first Aid kits, among others.

This statistical data report has therefore presented the state each of these facilities in our schools in terms of availability and functionality.

Table 2.0.10 Public Primary School Classrooms

	Good	Needs Minor repairs	Needs Major repairs	Under Construction	Unusable	Total
Number of Classrooms	1,807	917	758	194	54	3,730

Table 2.0.10 above and the chart in figure 2.0.11 below indicate that out of a total of 3,730 numbers primary school classrooms captured in the census in November, 2010, 48% are in good condition, 5% were under construction, while the rest require either minor repairs, major repairs or are unusable. Classrooms that require minor repairs as well as those under construction at the time can be included as current classroom available in schools. Thus from the given table and chart it could be said that all things being equal, 2,759 classrooms or 73.9% of classrooms enumerated during the census are in use at the primary schools. The section on Education Indicators will show clearly whether the classrooms are adequate or not.

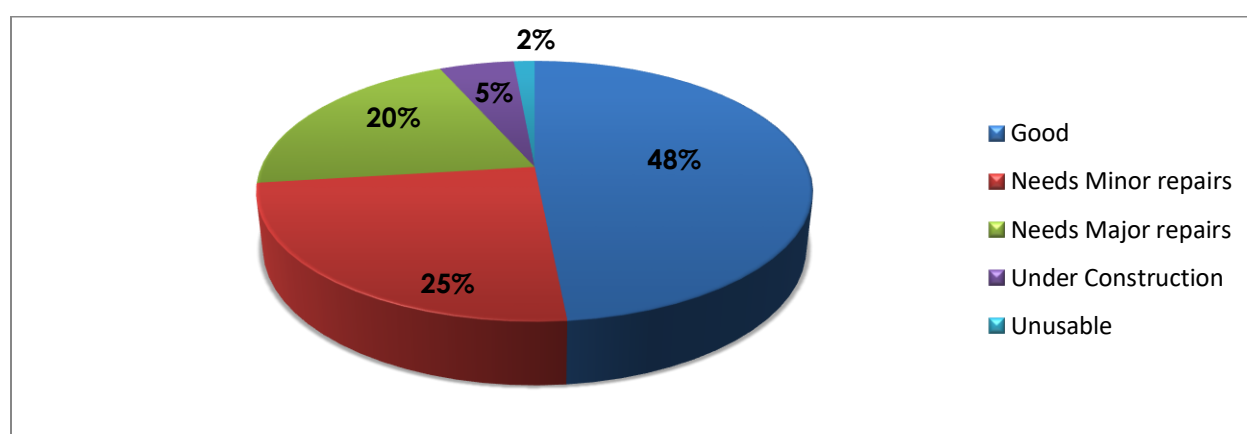


Figure 2.0.13: Public Primary School Classrooms

Table 2.0.11 Availability of Electricity in Public Primary Schools

	Yes, PHCN/NEPA	Have Generator Set	Have Solar Power	No Electricity
Number of Primary Schools	71	18	7	402

Availability of electricity supply to FCT schools is a major issue for concern as indicated in table 2.0.11 above and chart 2.0.14 below. The table shows that 402 primary schools, representing 81% of total primary schools in the FCT do not have access to any form of electric power supply. Only 14% of the schools have PHCN power supply, while 4% and 1% have generators and solar energy as alternative sources of power. This scenario leaves the primary schools very much at a disadvantage in respect of participation in the e-education programme.

In the private sector, 50% of the schools are connected to PHCN power supply, while 35% and 8% have generator sets and solar energy as either the only source of power or as an alternatives source apart from PHCN power supply.

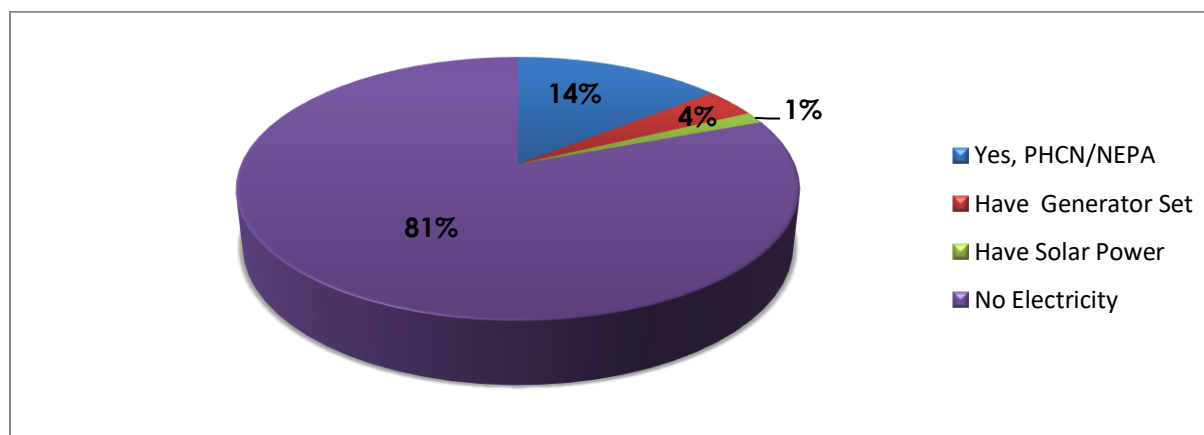


Figure 2.0.14: % Availability of Electricity in Public Primary Schools

Table 2.0.12 Availability of Electricity in Private Primary Schools

	Yes, PHCN/NEPA	Have Generator Set	Have Solar Power	No Electricity
Number of Primary Schools	354	251	57	47

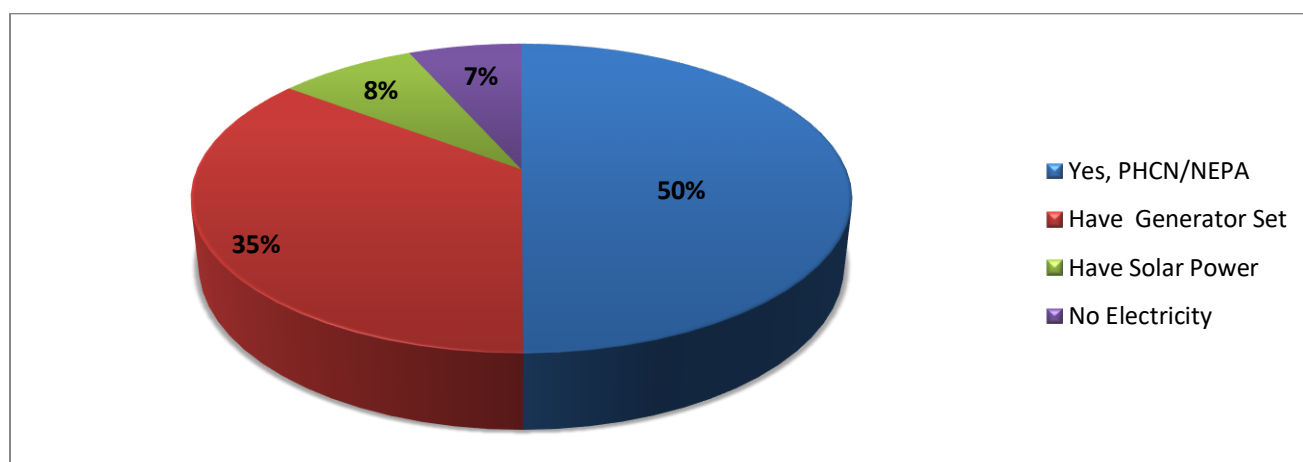


Figure 2.0.15: % Availability of Electricity in Private Primary Schools

Table 2.0.13 Availability of Water in Public Primary Schools

	Pipe Water	Borehole	Well	No Water
Number of Primary Schools	25	123	9	296

Table 2.0.13 above and figure 2.0.16 below indicate that 65% of public primary schools have no access to safe source of water; 27% have access through boreholes, while 2% get water from wells. Only 6% of the public primary schools are indicated as having access to water through pipe borne water supply by FCT Water Board. This data actually supports earlier presentation that 70% of FCT Primary schools are located in rural settings. Availability of water is a very important component of a child friendly school.

In the private sector, 28% of the schools have access to pipe borne water; 40% get water through borehole, while 17% resort to well water. But only 15% do not have access to safe water unlike the unpleasant situation of 65% indicated in the public schools.

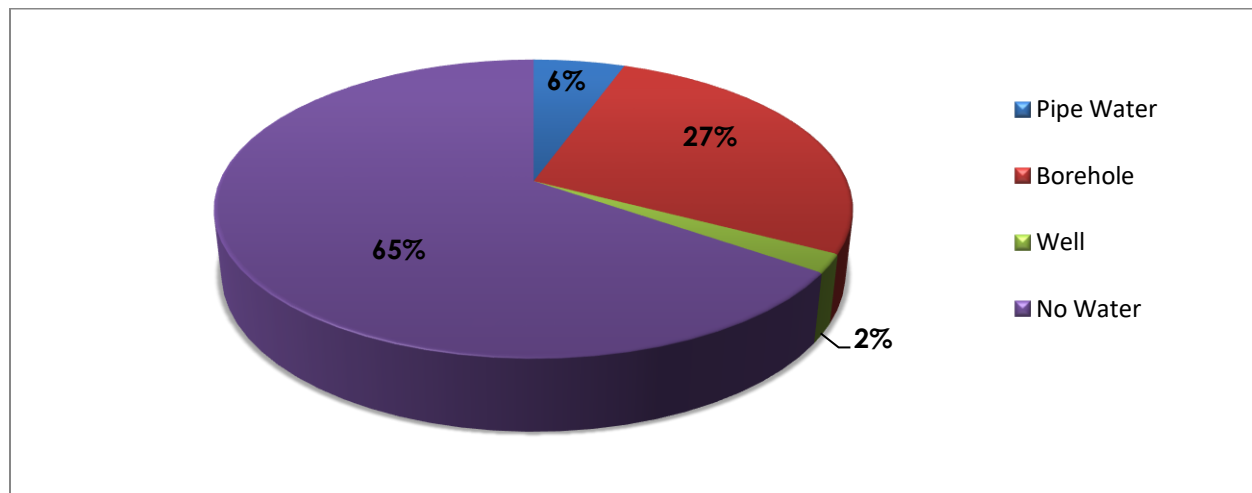


Figure 2.0.16: % Availability of Water in Public Primary Schools

Table 2.0.14 Availability Water in Private Primary Schools

	Pipe Water	Borehole	Well	No Water
Number of Primary Schools	114	167	71	63

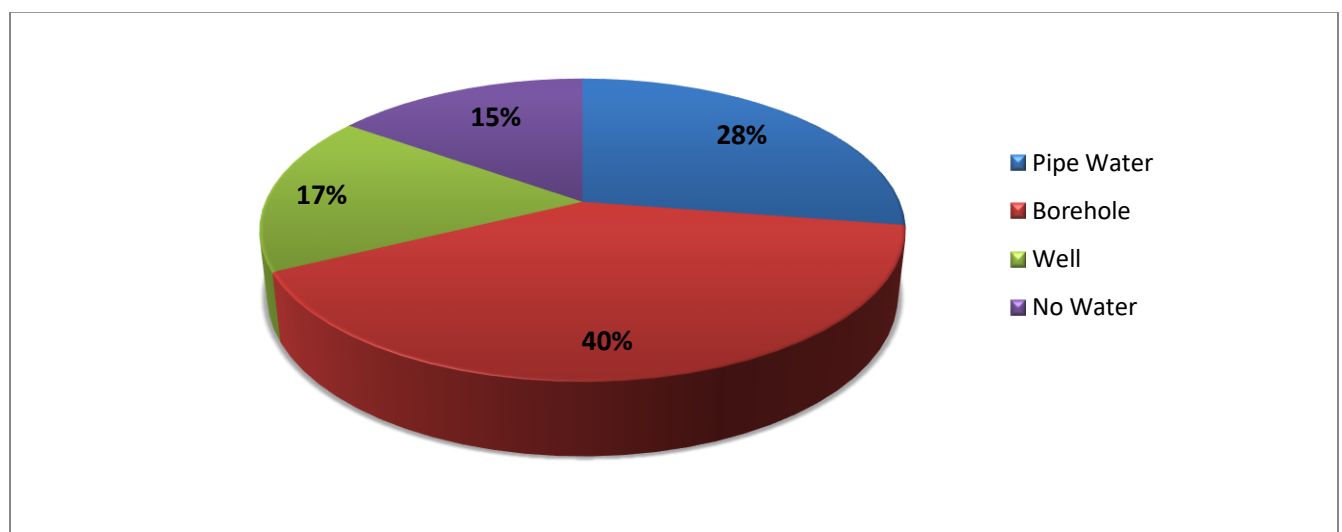


Figure 2.0.17: % Availability of Water in Private Primary Schools

Table 2.0.15 Availability of Health Clinics & First Aid Kits in Public Primary Schools

	Have Health Clinic	Have First Aid Kit	No Health Facility
Number of Schools	7	175	294

In order to promote school health, schools are required to have individual clinics or clinics in some focal schools that can serve a cluster of schools. In the absence of both, a minimum requirement for school health is a first aid kit which every primary school is expected to have at both the primary and ECC section (where there it exists). Figures 2.0.18 show that only 7% of public primary schools have health clinic, while up to 25% of private sector primary schools have school health clinics (see fig. 2.0.17). Furthermore, while only 37% of the public primary schools have the minimum requirement of First Aid kits, 73% of the private primary schools have them. Only 2% of the private schools do not have any school health facility as shown in the chart, while 15% of the public schools do not have any health facility including First Aid Kit.

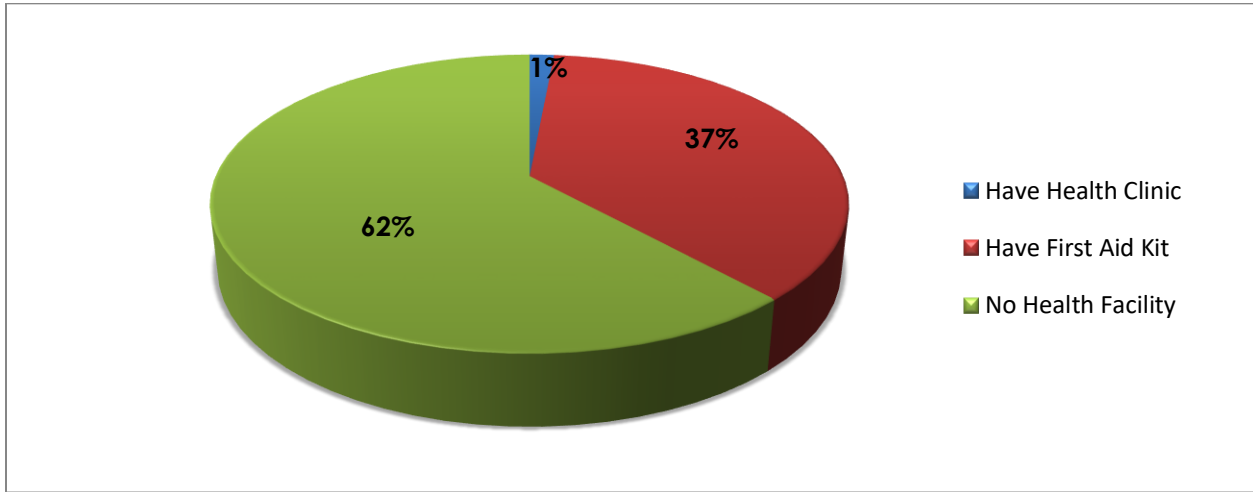


Figure 2.0.18: % Availability of Health Clinics & First Aid Kits in Public Primary Schools

Table 2.0.16 Availability of Health Clinics & First Aid Kits in Private Primary Schools

	Have Health Clinic	Have First Aid Kit	No Health Facility
Number of Schools	43	423	15

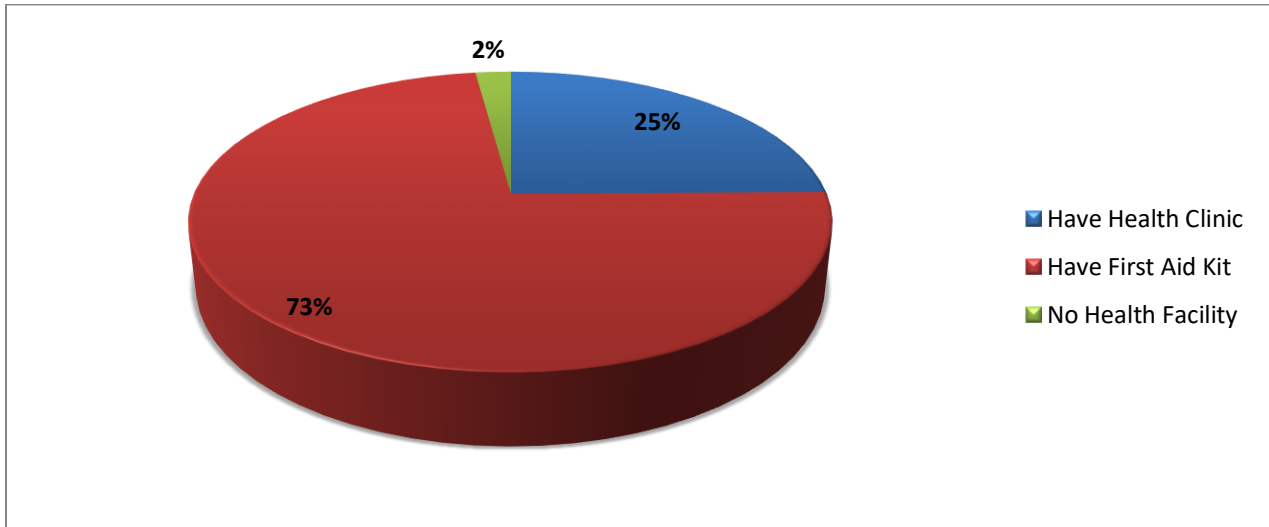


Figure 2.0.19: % Availability of Health Clinics & First Aid Kits in Private Primary Schools

Table 2.0.17 Availability of Toilets in Public Primary Schools

	Public Students Toilets Only									Total
	Pit			Bucket System			Water Flush			
	Male	Female	Both	Male	Female	Both	Male	Female	Both	
Number of Toilets	294	286	41	14	15	2	319	349	22	1,342

Toilet facility is actually a form of health facility which together with water supply determines the sanitary level of a school. In FCT public primary schools there are two major types of toilet facilities - Improved Ventilated Pit (VIP) toilet and water flush system. The table below indicates that some of the schools have bucket system toilets which may have been improvised by the community members in places where government is yet to teach in the provision of toilet facilities. Table 2.0.17 above shows that there are: 621 of VIP toilet facilities; 690 water flush systems and 31 bucket systems available in the FCT public primary schools.

The table also indicates that there is a deliberate policy put in place in the FCT that has made it possible for separate toilets to be constructed for boys and girls in schools. This is one key facility that makes for friendly environment that can encourage the girl child to enroll and remain in school. Figure 2.0.18 depicts very clearly that the pit toilet and the water flush system are the two major types of toilets available in FCT primary school.

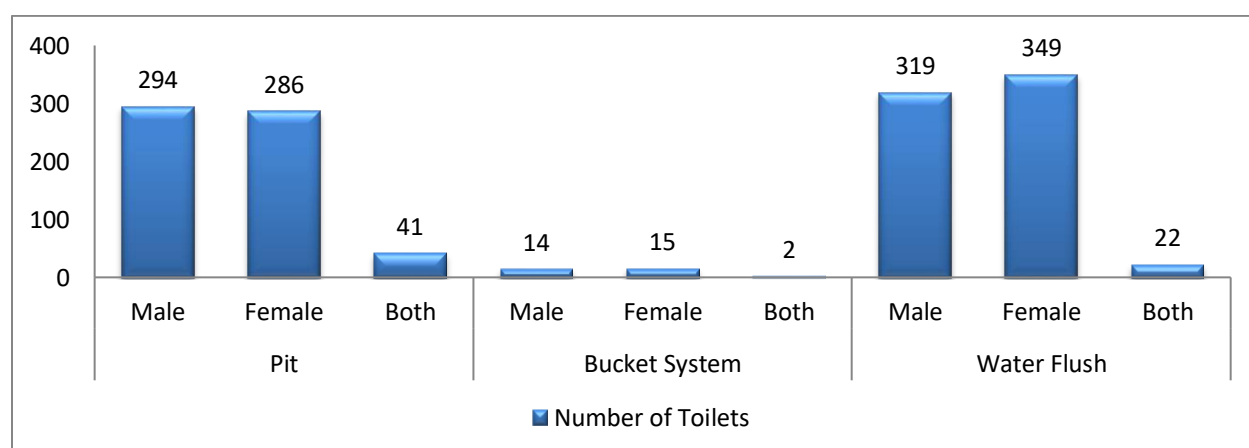


Figure 2.0.20: Availability of Toilets in Public Primary Schools

Table 2.0.18 Availability of Toilets in Private Primary Schools

	Private Students Toilets Only									Total
	Pit			Bucket System			Water Flush			
	Male	Female	Both	Male	Female	Both	Male	Female	Both	
Number of Toilets	37	36	16	9	9	1	915	942	350	2,315

In the private schools, the picture is a little different because table 2.0.18 and figure 2.0.2.1 depict that the water flush system is the dominant form of toilet facility in the private primary schools with a total of 2,207 water flush system toilets compared to the 690 in the public primary schools. In all, the private primary schools have a total of 2,315 toilet facilities with a total enrolment of 59,406 compared to the public

schools' total of 1,342 with a total enrolment of 175,859. This situation seems to suggest that the private schools have may have better sanitary conditions than the public schools.

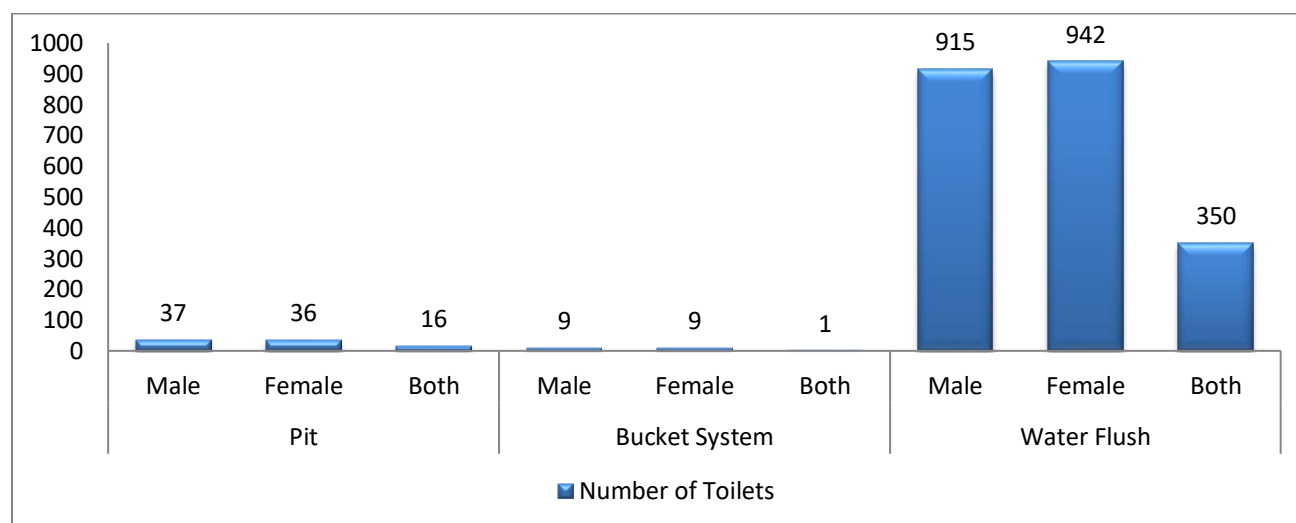


Figure 2.0.21: Availability of Toilets in Private Primary Schools

3.0 JUNIOR SECONDARY EDUCATION

Junior Secondary Education in Nigeria is the second level of Basic Education. It is also compulsory and free in Nigeria as primary education. Pupils who have successfully completed their primary education are expected to transit to junior secondary schools (JSS) without inhibition. In the FCT all public junior secondary schools are completely disarticulated from the Senior Secondary schools in accordance with decisions reached at the National Council on Education in the past year in respect of the 6-3-3-4 system. The private schools are not left out. Many of them did the disarticulation with the JSS existing side by side with the Senior Secondary Schools but there were high level of compliance to the directives at the time. This disarticulation paid off because more attention is now given to this lower level of Secondary schooling and high level of basic education. At the end of Junior Secondary Schooling, students have option of continuing with general senior secondary schooling or move over to technical and vocational schools.

3.1 JUNIOR SECONDARY SCHOOLS IN THE FCT

With the enactment of the UBE Law in 1999, Junior Secondary Schools became separate entities of their own with different administrative structures in the FCT. Hence FCT Education Secretariat through the Universal Basic education Board started gradual establishment of JSS. Some of them share premises with either primary schools or senior Secondary Schools just to ensure compliance with the decisions of NCE and directives from the Federal Ministry of education. As at the time of the census which is being reported upon, there were 99 public JSS in the FCT and 149 private sector ones.

Table 3.0.1 and figure 3.0.1 show distribution of junior secondary schools in the FCT by Area Council and the spread toward the line of Early Child Care Centres/Pre-primary and Primary

schools as discussed earlier in this analysis. Abuja Municipal area Council (AMAC) has the highest number 37 and is followed by Bwari Area Council though there is wide difference between the number in AMAC and Bwari as shown in the table.

Figure 3.0.2 indicates the distribution of the JSS in urban and rural locations in both public and privately owned junior secondary schools.

Table 3.0.1: 2010/2011 Junior Secondary Schools in the FCT by Area Council

Area Council	Public Junior Secondary Schools	Private Junior Secondary Schools	Total
Abuja Municipal	37	66	103
Bwari	16	50	66
Gwagwalada	11	19	30
Kuje	12	12	24
Abaji	8	0	8
Kwali	15	2	17
TOTAL	99	149	248

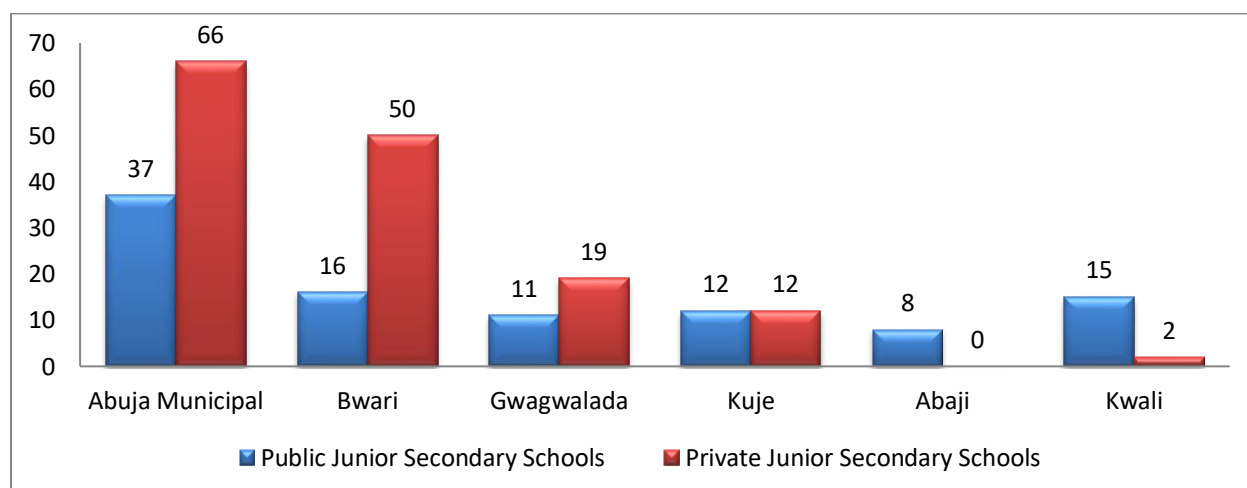


Figure 3.0.1: 2010/2011 Junior Secondary Schools in the FCT

Table 3.0.2: 2010/2011 Junior Secondary Schools by location

	Urban	Rural
Public JSS	42	57
Private JSS	100	49

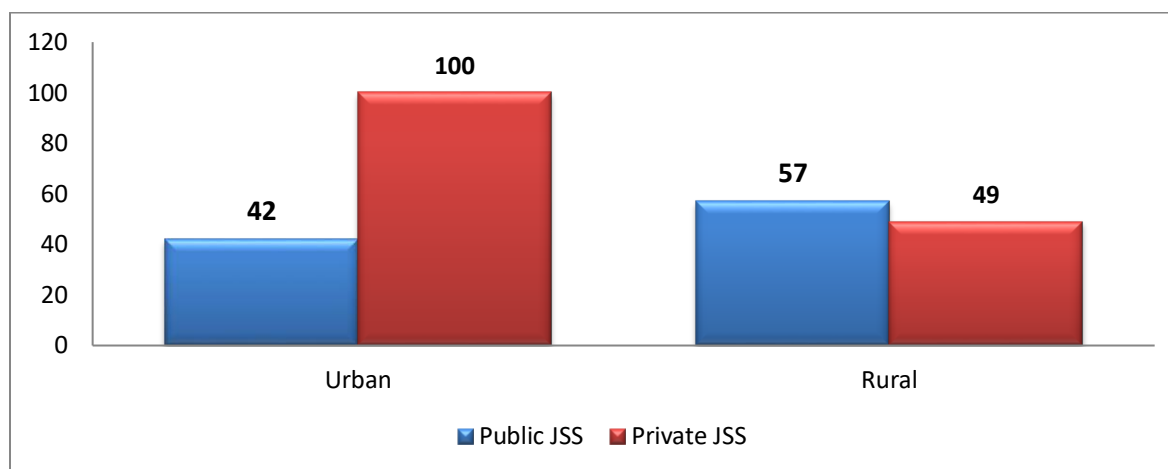


Figure 3.0.2: 2010/2011 Junior Secondary Schools by location

3.2 JUNIOR SECONDARY SCHOOL ENROLMENT

Total enrolment for JSS in 2010/2011 Census is 81,830 for public and 13,269 for the private ones as indicated in tables 3.0.4 and 3.0.4. Junior secondary school is one level of education that the number and enrolment has been steadily increasing since the disarticulation from senior secondary schools. This enrolment as at November, 2011 represent a 14% increase compared to that of 2009/2010. Current JSS enrolment however showed a decrease in enrolment which could be a result of lower level of participation of the private schools. See figure 3.0.8 for details.

In the current report the public sector caters for 85.7% of the total JSS enrolment in the FCT, while the private sector caters for the remaining 14.3%

One outstanding issue in the private sector JSS enrolment is the zero enrolment in Abaji Area Council for two consecutive years now as shown in figure and in tables 3.0.5 for current report, but the previous year's data is not shown here. Another outstanding issue is the 35% underage enrolment into private sector JSS as shown in table 3.0.6. Similarly the public JSS recorded overage enrolment of 19%. Official age for JSS is 12 – 14 years.

Table 3.0.3: Public Junior Secondary School Enrolment for 2010/2011 by Area Council and Gender

Area Council	Boys	Girls	Total
Abuja Municipal	18,870	19,671	38,541
Bwari	7,818	8,010	15,828
Gwagwalada	6,652	5,321	11,973
Kuje	3,501	2,831	6,332
Abaji	2,103	1,918	4,021
Kwali	3,070	2,065	5,135
TOTAL	42,014	39,816	81,830

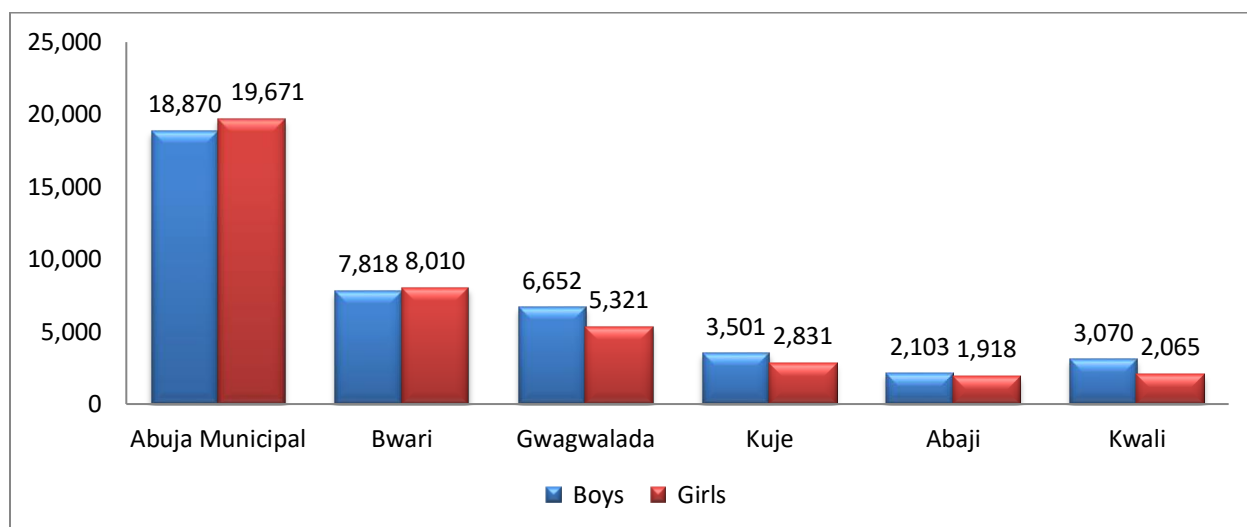


Figure 3.0.3: Public Junior Secondary Schools Enrolment for 2010/2011

Table 3.0.4: 2010/2011 Public Junior Secondary School Enrolment by Age Group

Age Group	Male	Female	Total
Below 12 Years	5,498	5,822	11,320
12 Years	8,528	8,281	16,809
13 Years	11,494	10,646	22,140
14 Years	7,911	7,453	15,364
Above 14 Years	8,583	7,614	16,197
Total	42,014	39,816	81,830

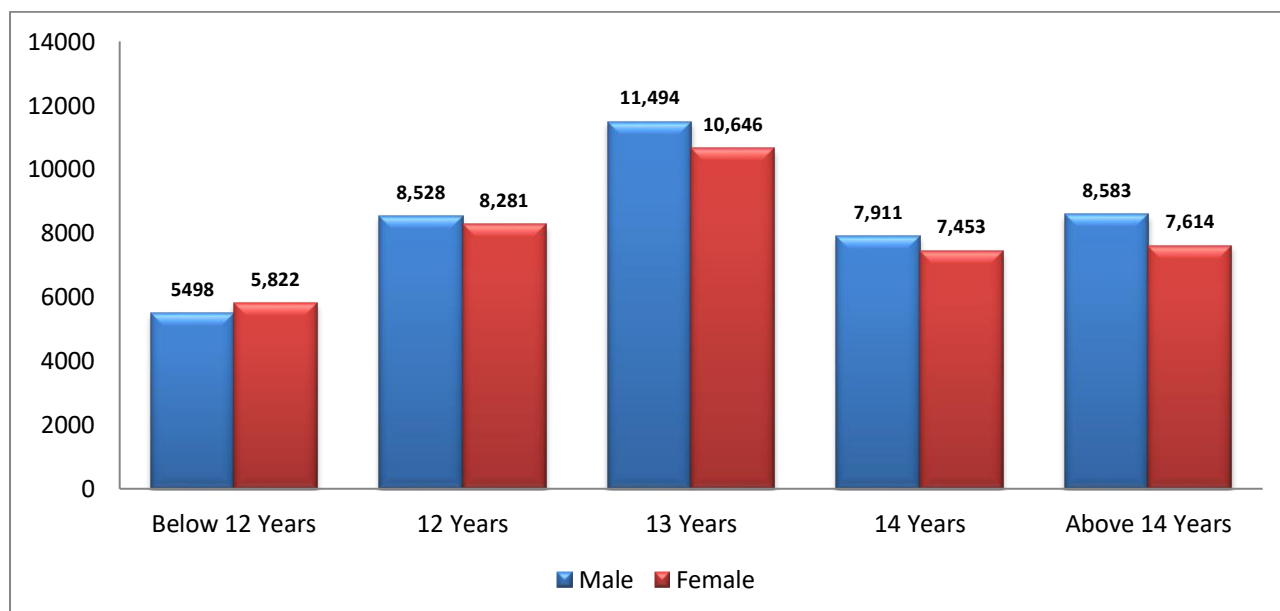


Figure 3.0.4: 2010/2011 Public Junior Secondary Schools Enrolment by Age Group

Table 3.0.5: Private Junior Secondary School Enrolment for 2010/2011

Area Council	Boys	Girls	Total
Abuja Municipal	2,505	3,633	6,138
Bwari	1,782	1,852	3,634
Gwagwalada	971	1,490	2,461
Kuje	708	575	1,283
Abaji	0	0	0
Kwali	59	88	147
TOTAL	6,025	7,638	13,663

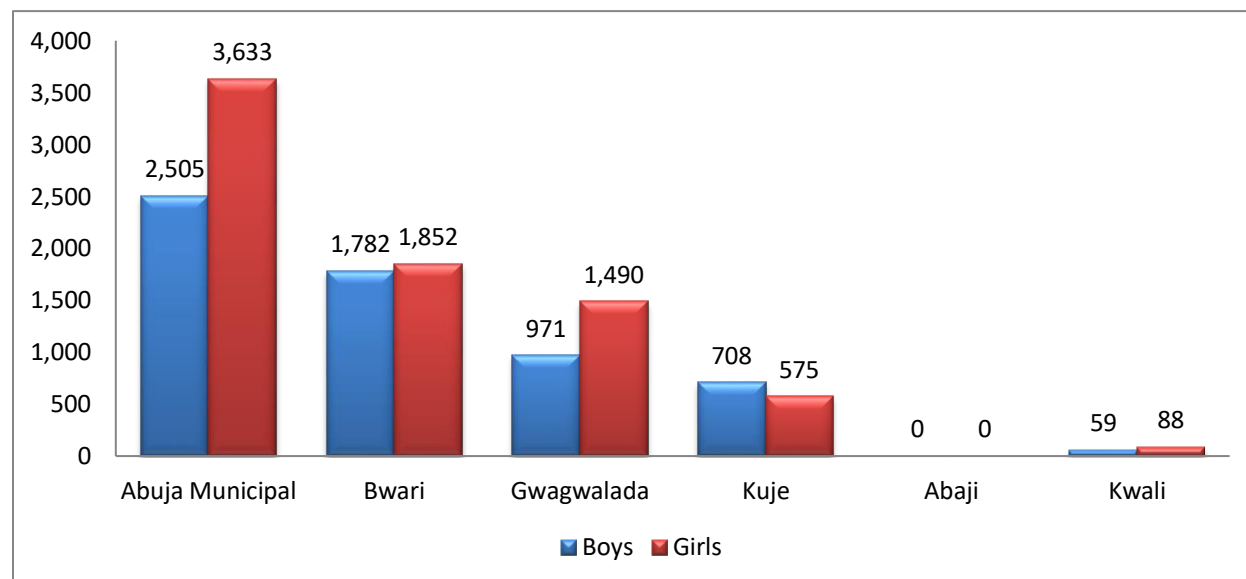
**Figure 3.0.5: Private Junior Secondary Schools Enrolment for 2010/2011**

Table 3.0.6: 2010/2011 Private Junior Secondary School Enrolment by Age Group

Age Group	Male	Female	Total
Below 12 Years	1,800	2,899	4,699
12 Years	1,468	1,797	3,265
13 Years	1,471	1,608	3,079
14 Years	784	743	1,527
Above 14 Years	311	388	699
Total	5,834	7,435	13,269

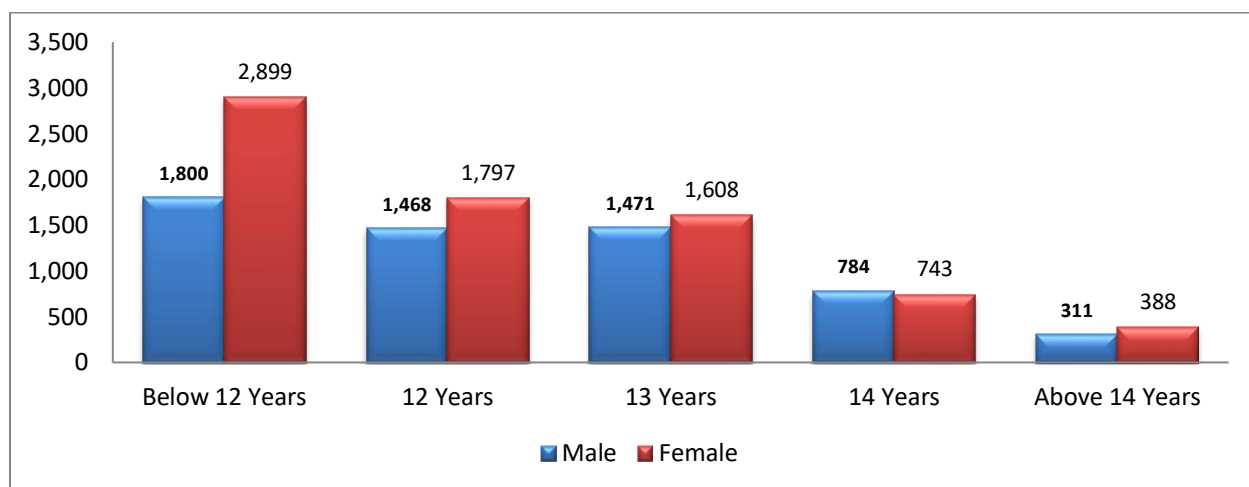


Figure 3.0.6: 2010/2011 Private Junior Secondary Schools Enrolment by Age Group

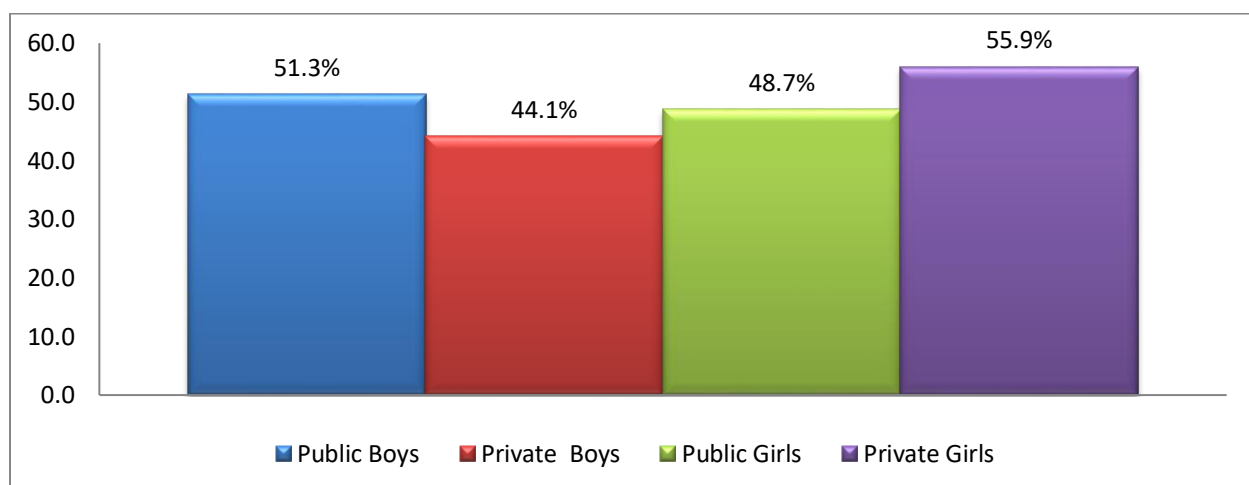


Figure 3.0.7: 2010/2011 Percentage Enrolment for Public and Private Junior Secondary Schools in the FCT

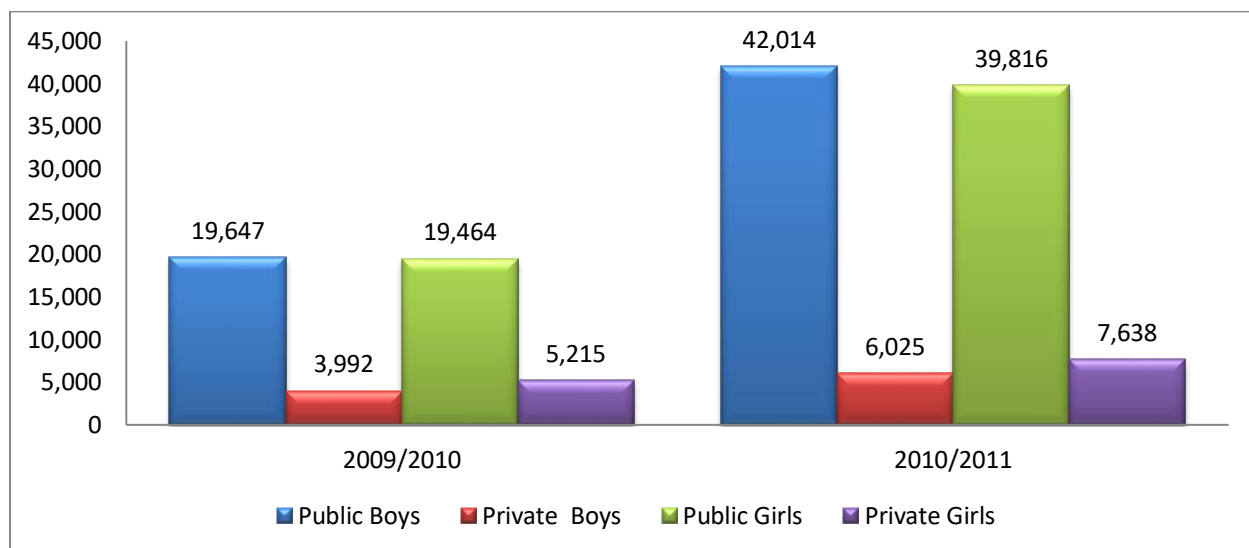


Figure 3.0.8: Comparison of Public & Private Junior Secondary School Enrolment for 2009/201 & 2010/2011

3.3 JUNIOR SECONDARY SCHOOL TEACHERS

In the junior secondary Schools, female teachers are also higher in all the Area Councils except in Abaji and Kwali. This is the same trend seen in the primary schools' teachers' strength. Number of teachers recorded is also higher than in the previous year's census exercise. JSS teachers in the public schools are higher than those in the private schools. (See figure 3.0.12). Almost all the JSS teachers in the public schools have at least minimum of NCE. This implies that there is a very high rate of qualified teachers in the public JSS.

Table 3.0.7: Public Junior Secondary School Teaching Staff 2010/2011

LGEA	Male	Female	Total
Abuja Municipal	452	963	1,415
Bwari	215	450	665
Gwagwalada	187	298	485
Kuje	186	100	286
Abaji	126	45	171
Kwali	187	72	259
TOTAL	1,353	1,928	3,281

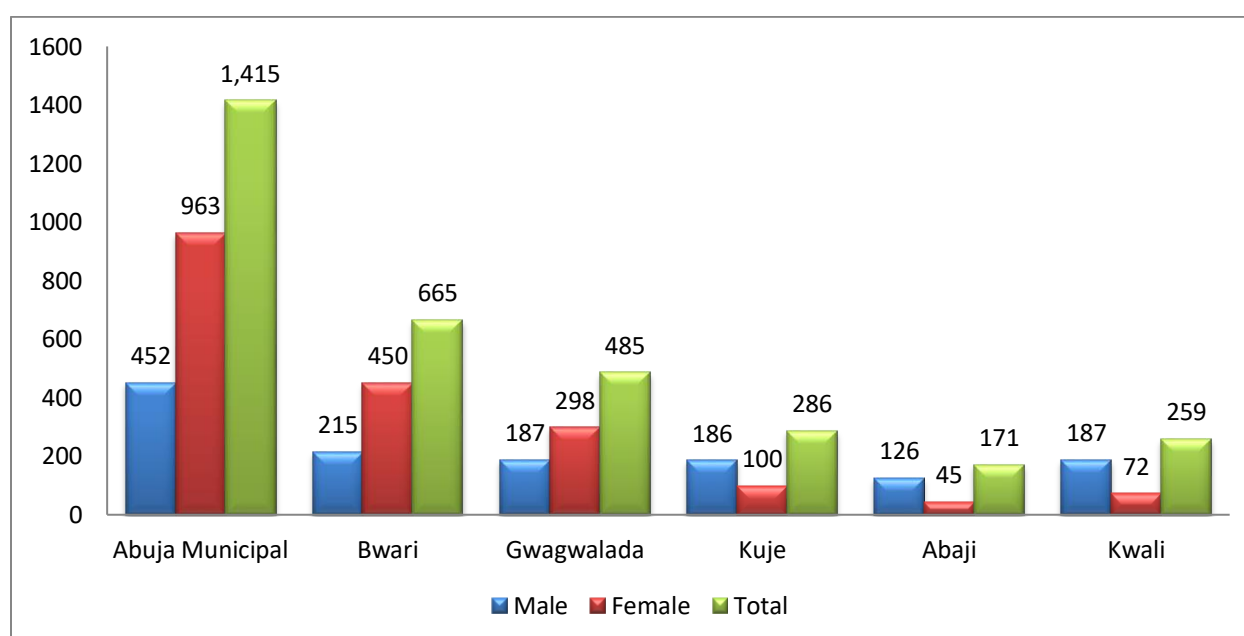


Figure 3.0.9: Public Junior Secondary School Teaching Staff 2010/2011

Table 3.0.8: Public Junior Secondary School Qualified Teachers 2010/2011

Area Council	Male	Female	Total
Abuja Municipal	434	948	1,382
Bwari	213	447	660
Gwagwalada	186	298	484
Kuje	183	99	282
Abaji	120	42	162
Kwali	182	72	254
TOTAL	1,318	1,906	3,224

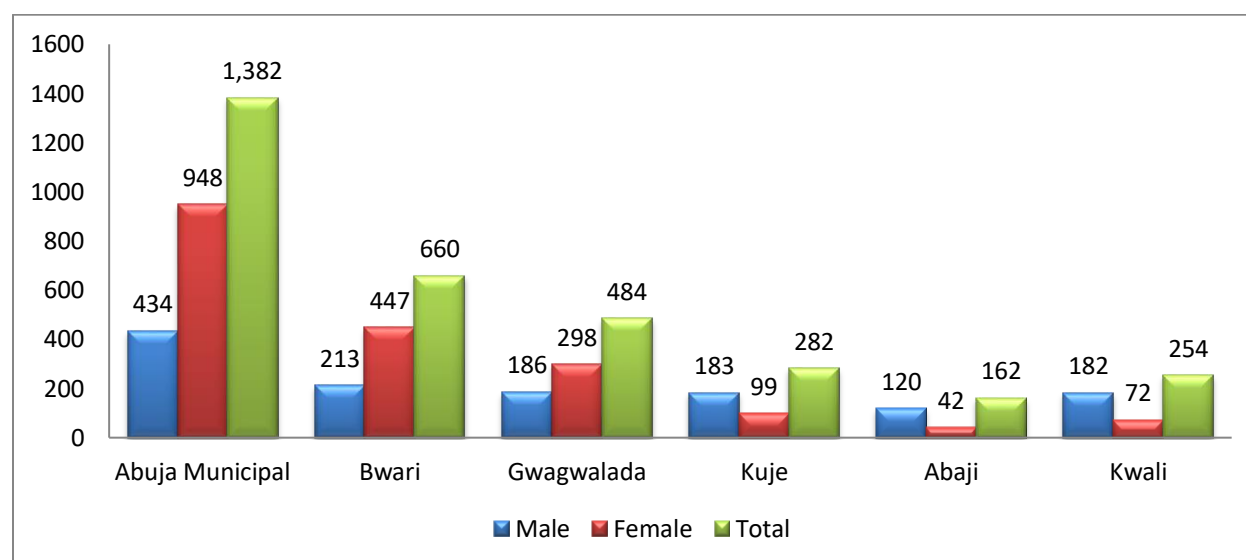


Figure 3.0.10: Public Junior Secondary School Qualified Teachers 2010/2011

Table 3.0.9: Private Junior Secondary School Teaching Staff 2010/2011

Area Council	Male	Female	Total
Abuja Municipal	452	375	827
Bwari	219	235	454
Gwagwalada	184	195	379
Kuje	127	95	222
Abaji	0	0	0
Kwali	23	24	47
TOTAL	1,005	924	1,929

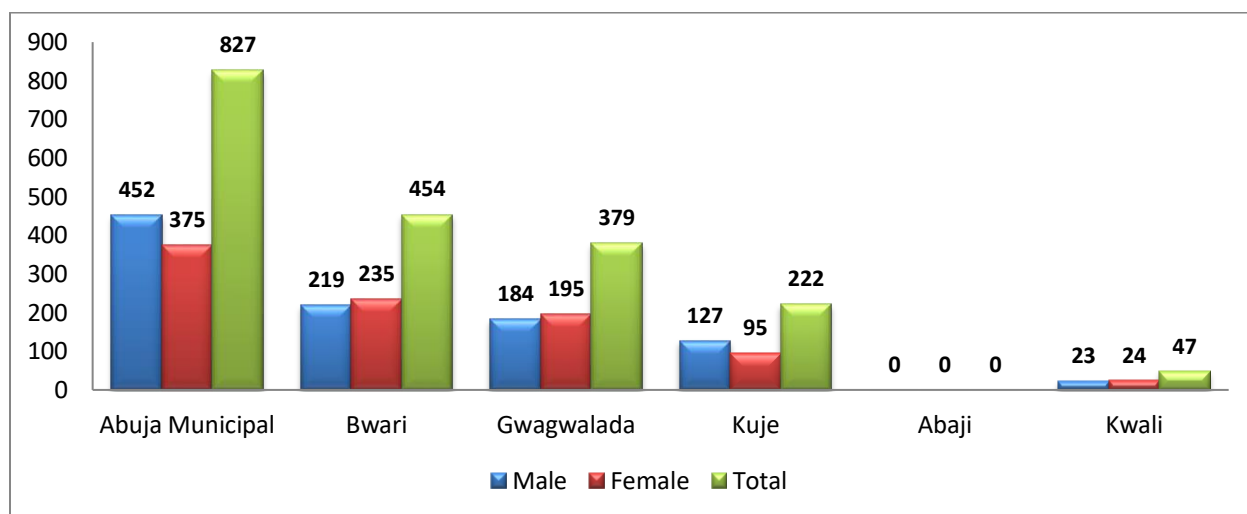


Figure 3.0.11: Private Junior Secondary School Teaching Staff 2010/2011

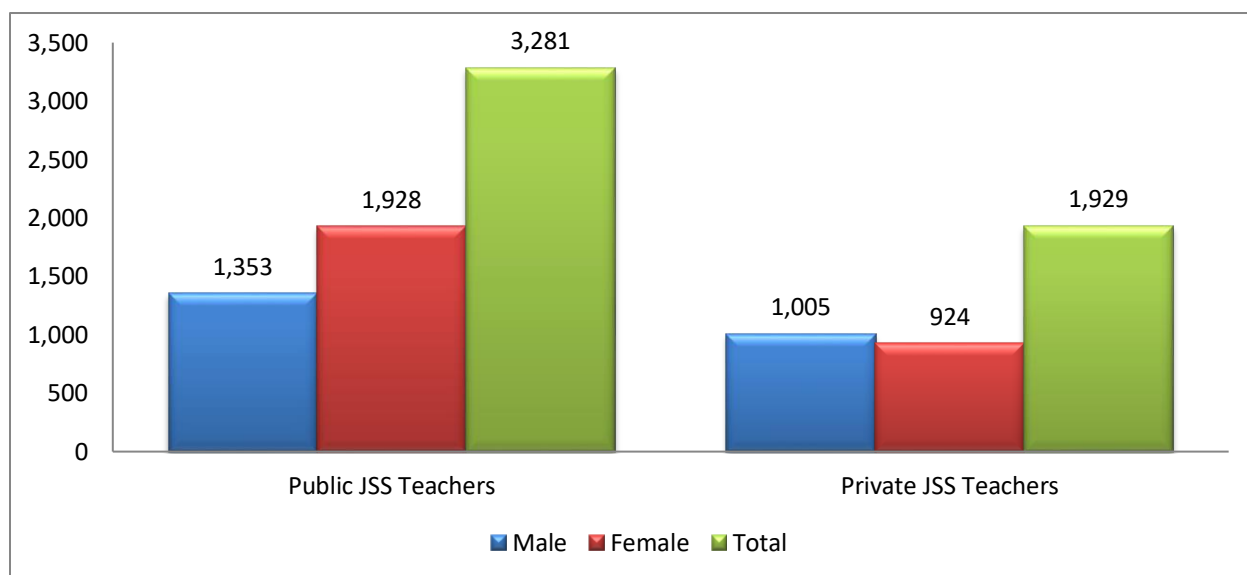


Figure 3.0.12: Comparison of Teaching Staff in Public & Private Junior Secondary Schools for 2010/2011

3.4 JUNIOR SECONDARY SCHOOL FACILITIES

The common facilities in schools as identified in the Primary Schools also apply to the Junior Secondary Schools. Table and chart below show that JSS have 595 of the classrooms in good condition and does not have any unusable classrooms. It is expected because the JSS disarticulation took effect only 5 years ago. But the numbers of classrooms that need repairs are unusually large and calls for closer examination.

Table 3.0.10: Public Junior Secondary School Classrooms

	Good	Needs Minor repairs	Needs Major repairs	Under Construction	Unusable	Total
Number of Classrooms	690	265	179	44	0	1,178

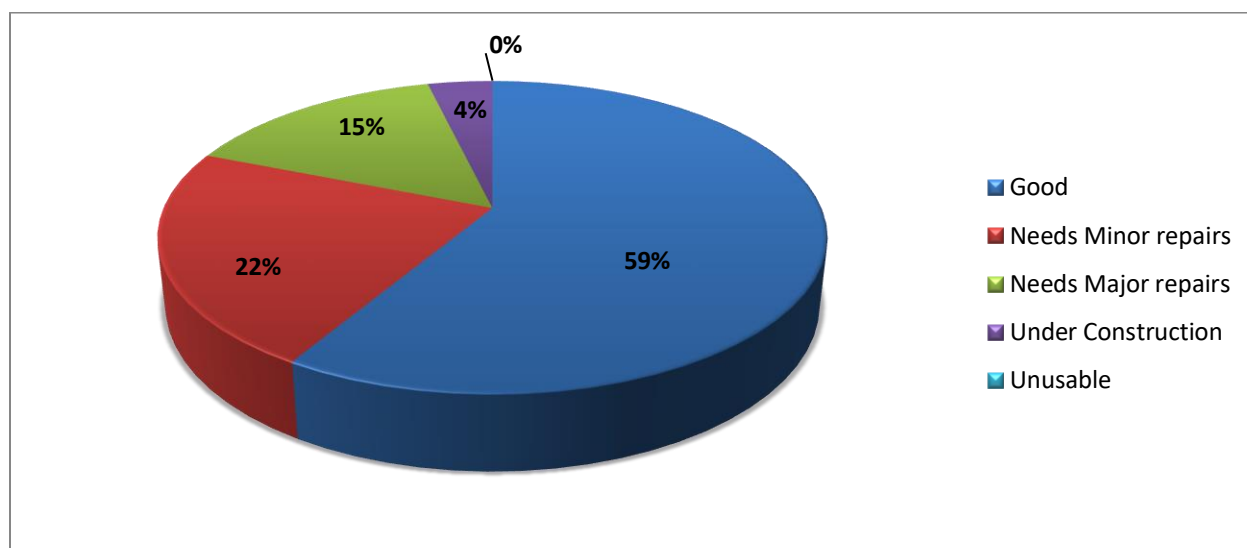


Figure 3.0.13: Public Junior Secondary School Classrooms

Table 3.0.11: Availability of Electricity in Public Junior Secondary Schools

	Yes, PHCN/NEPA	Have Generator Set	Have Solar Power	No Electricity
Number of Schools	42	28	1	38

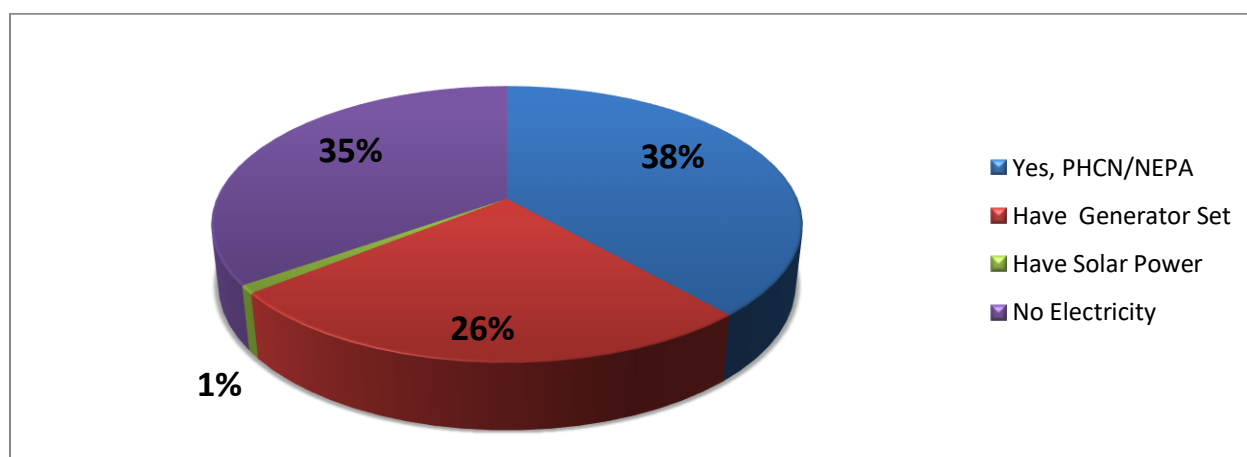


Figure 3.0.14: %Availability of Electricity in Public Junior Secondary School

The picture of access to electricity in the JSS is better than that of the primary schools as shown in table 3.0.11 and figure 3.0.14. However, the private JSS have better picture than the public JSS (see table 3.0.12 & figure 3.0.15).

Table 3.0.12: Availability of Electricity in Private Junior Secondary Schools

	Yes, PHCN/NEPA	Have Generator Set	Have Solar Power	No Electricity
Number of Schools	109	92	23	2

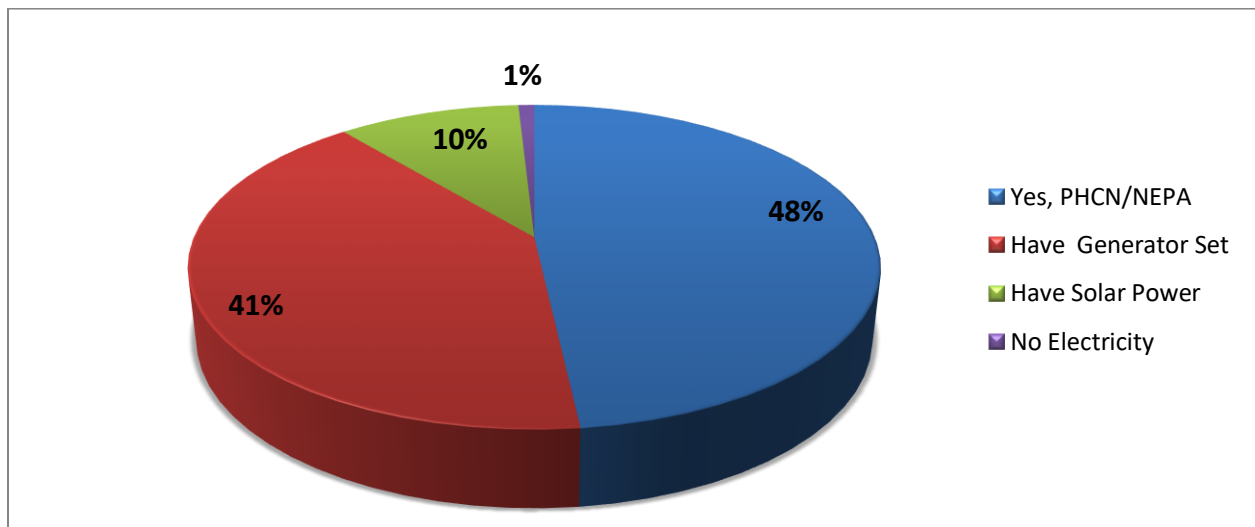


Figure 3.0.15: %Availability of Electricity in Private Junior Secondary School

Table 3.0.13: Availability of Water in Public Junior Secondary Schools

	Pipe Water	Borehole	Well	No Water
JSS	16	29	1	50

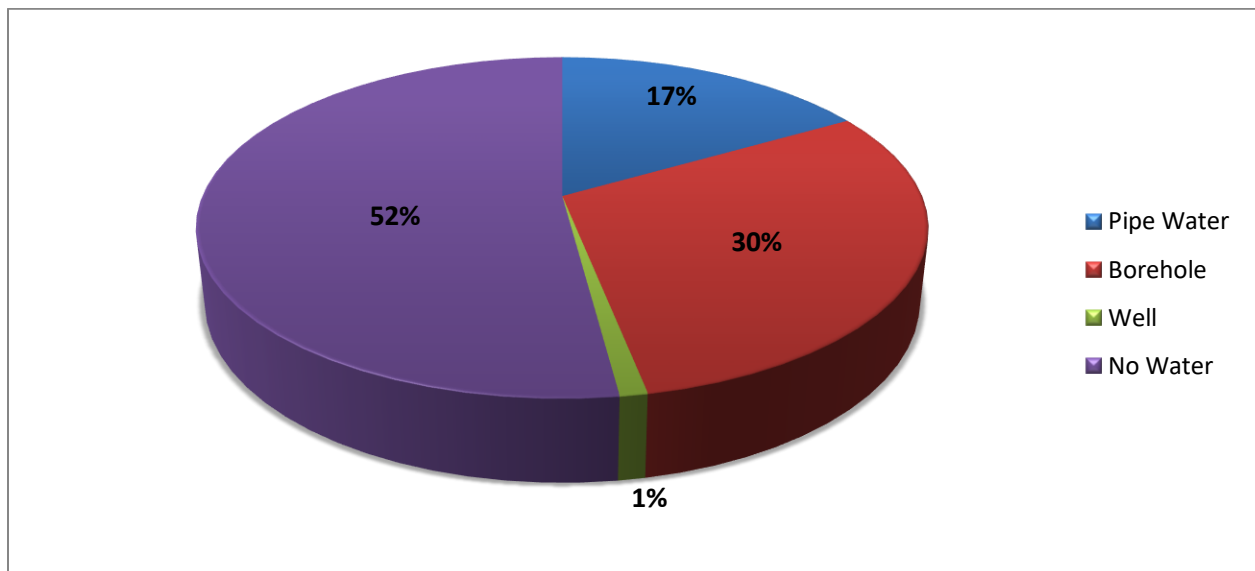


Figure 3.0.16: %Availability of Water in Public Junior Secondary School

Water availability in FCT Junior secondary schools is not impressive. It is almost as bad as the situation in the primary schools, and this could be attributed to the fact that most of JSS share the same compound with the primary schools. The chart on figure 3.0.1 clearly shows that 52% of the JSS have no access to safe water, while only 17% have access to pie borne water.

Table 3.0.14: Availability of Water in Private Junior Secondary Schools

	Pipe Water	Borehole	Well	No Water
JSS	44	60	15	4

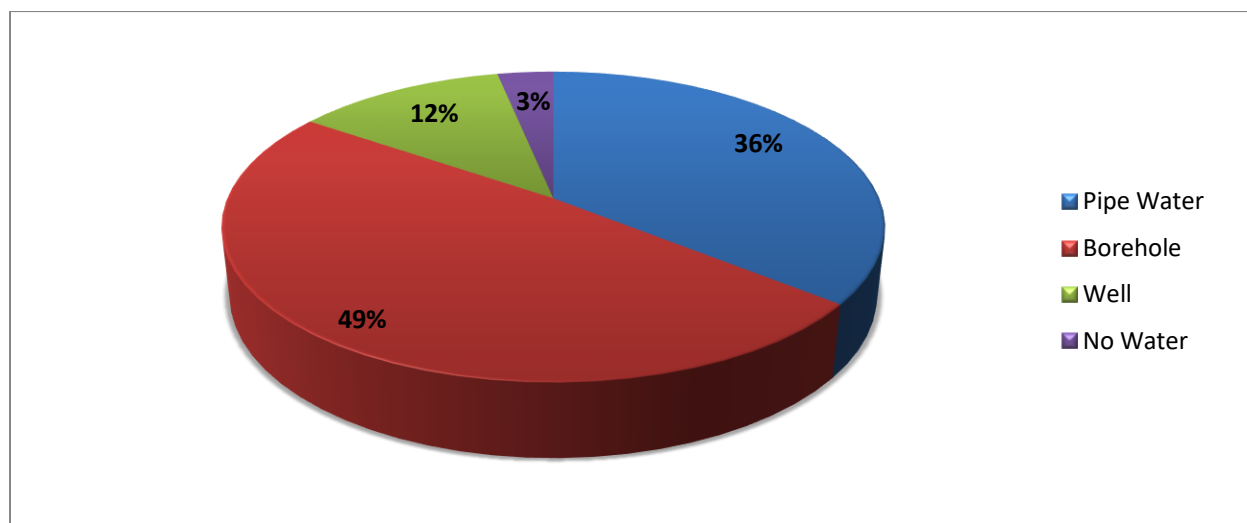


Figure 3.0.17: %Availability of Water in Private Junior Secondary School

Table 3.0.15: Availability of Health Clinics & First Aid Kits in Public Junior Secondary Schools

	Have Health Clinic	Have First Aid Kit	No Health Facility
Number of Schools	11	58	27

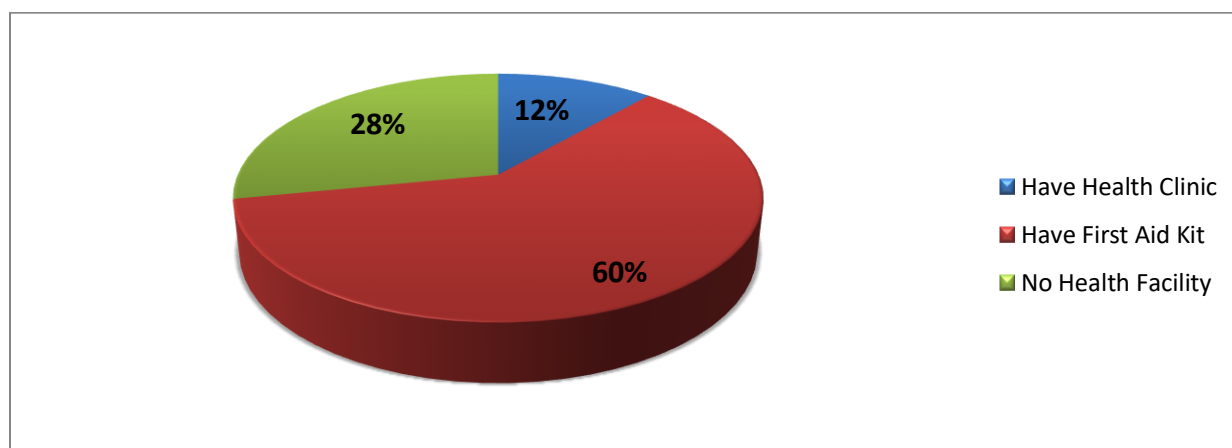


Figure 3.0.18: %Availability of Health Clinics & First Aid Kits in Public Junior Secondary School

Table 3.0.16: Availability of Health Clinics & First Aid Kits in Private Junior Secondary Schools

	Have Health Clinic	Have First Aid Kit	No Health Facility
Number of Schools	35	103	3

The table 3.0.17 and chart 3.0.20 below show that there are no bucket system toilets in the FCT public JSS. There is also evidence that the toilets are constructed for male and female students respectively.

In the private sector, JSS there are very few ventilated Improved Pit toilets and bucket systems, but the water flush systems are dominant (See figure 3.0.21)

Table 3.0.17: Availability of Toilets in Public Junior Secondary Schools

	Public Students Toilets Only									Total
	Pit			Bucket System			Water Flush			
	Male	Female	Both	Male	Female	Both	Male	Female	Both	
Number of Toilets	76	72	0	0	0	0	89	91	20	348

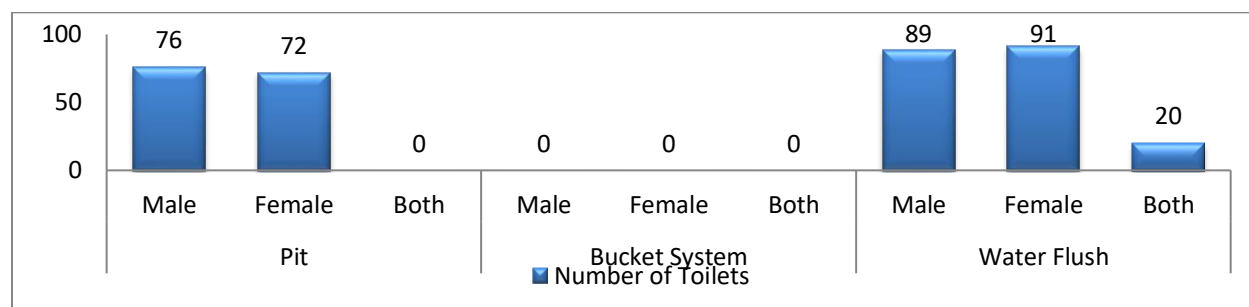


Figure 3.0.20: Availability of Toilets in Public Junior Secondary School

Table 3.0.18: Availability of Toilets in Private Junior Secondary Schools

	Private Students Toilets Only									Total
	Pit			Bucket System			Water Flush			
	Male	Female	Both	Male	Female	Both	Male	Female	Both	
Number of Toilets	8	4	5	8	8	1	632	971	139	1,776

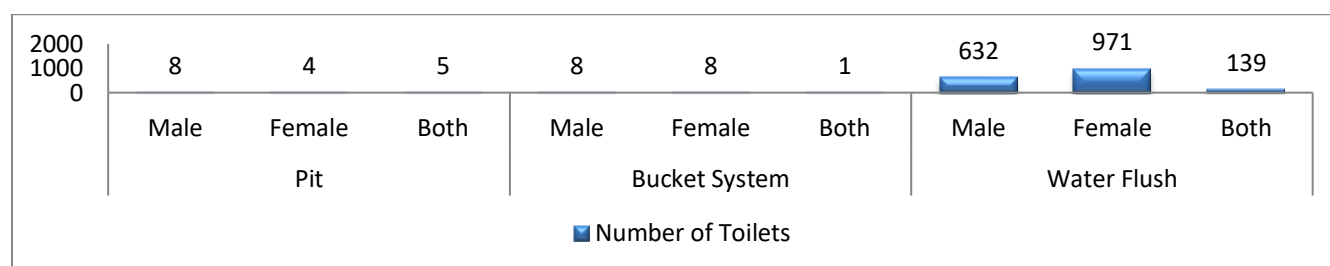


Figure 3.0.21: Availability of Toilets in Private Junior Secondary School

4.0 SENIOR SECONDARY EDUCATION

Senior Secondary Education, as the name implies is the last phase of the secondary education in Nigeria. This level of education is not free and compulsory as in the case of Primary and Junior Secondary Schools. Official age for SSS in Nigeria is 15 -17 years.

4.1 SENIOR SECONDARY SCHOOLS IN THE FCT

Senior Secondary schools (SSS) in the FCT are made up of public private and Federal Government Colleges. With the recent reversal of policy of disarticulation in the Federal Ministry, Federal government Colleges are also admitting JSS students. Data on Senior

Secondary schools reported here however does include the federal government Colleges as a result of their partial response to the census exercise. In other words only 3 of the colleges returned their census instrument.

There are 126 Senior Secondary Schools in the FCT (excluding the Federal Government Colleges) grouped under public and private schools with the public sector controlling 43.65% and the private sector managing 56.3%. Location of the schools is heavily skewed to the Abuja Municipal Area Council which is the capital city as seen in table 4.0.1 below. Figure 4.0.2 therefore shows that there are more SSS in the urban areas for both public and private than in the rural area. This is opposite of what has been seen in the location if the primary schools. Rate of growth in the number of Public senior Secondary schools in the FCT has been very slow as very little increase has been recorded between 2009 and 2010. However, in the private sector the number increased from 51 in 2009 to 71 in 2010. Private sector did not record availability of SSS in Kwali Area Council.

Table 4.0.1: 2010/2011 Senior Secondary Schools in the FCT

Area Council	Public Senior Secondary Schools	Private Senior Secondary Schools	Total
Abuja Municipal	22	35	57
Bwari	10	22	32
Gwagwalada	8	8	16
Kuje	6	5	11
Abaji	5	1	6
Kwali	4	0	4
TOTAL	55	71	126

Table 4.0.2: 2010/2011 Senior Secondary Schools by location

	Urban	Rural
Public SSS	36	18
Private SSS	49	22

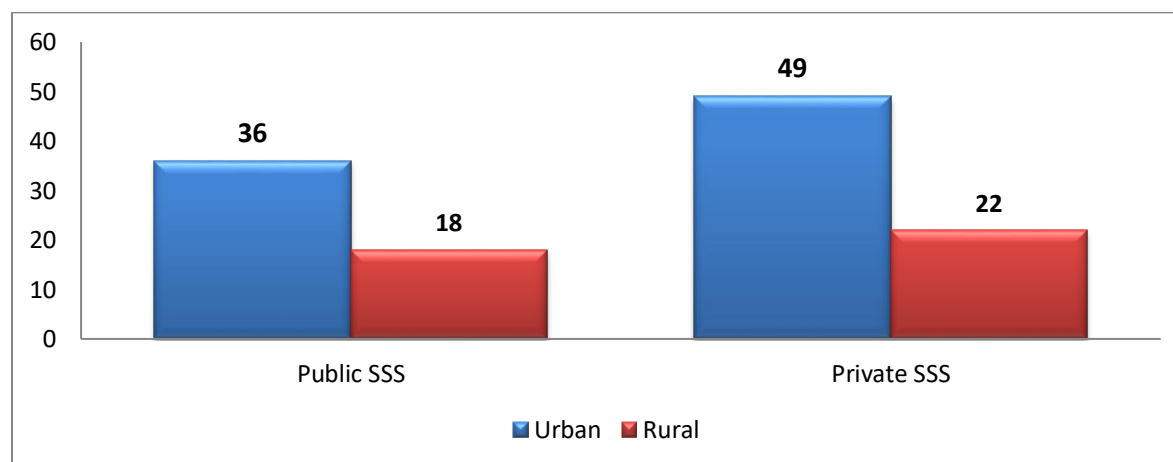


Figure 4.0.2: 2010/2011 Senior Secondary Schools by location

4.2 SENIOR SECONDARY SCHOOL ENROLMENT

Total enrolment into public Senior Secondary schools is 43,929 for 2010/2011 and this represents an increase of approximately 11% compared to the previous session.

Private sector enrolled 8,668 students into SSS in 2010 which represents only 16.4% of the total enrolment into SSS in 2010. Low participation of private schools in school census exercise may have contributed to the low enrolment reported although the public sector obviously controls the greater population of children in school at all levels except for the pre-primary age group.

Tables 4.0.4 and 4.0.5 show senior secondary school enrolment by age in public and private SSS respectively. While the public schools record overage enrollment of 16%, private schools record very high underage enrolment in SSS of 27.9%. Unless the official ages are reviewed it is always better for children to move through school within the official ages, except for children that are known to be exceptionally gifted.

Compared to 2002/2010, public SSS recorded increase in enrolment of 11.3% unlike in the private schools that tend to indicate a decrease. Again it could be as a result of low participation of private schools in a very national educational exercise like the school census exercise in addition to closure of sub-standard private schools in the FCT schools

Table 4.0.3: Public Senior Secondary Schools Enrolment for 2010/2011

Area Council	Boys	Girls	Total
Abuja Municipal	9,226	8,414	17,640
Bwari	3,143	4,377	7,520
Gwagwalada	4,154	4,445	8,599
Kuje	2,059	2,929	4,988
Abaji	1,913	1,472	3,385
Kwali	1,004	793	1,797
TOTAL	21,499	22,430	43,929

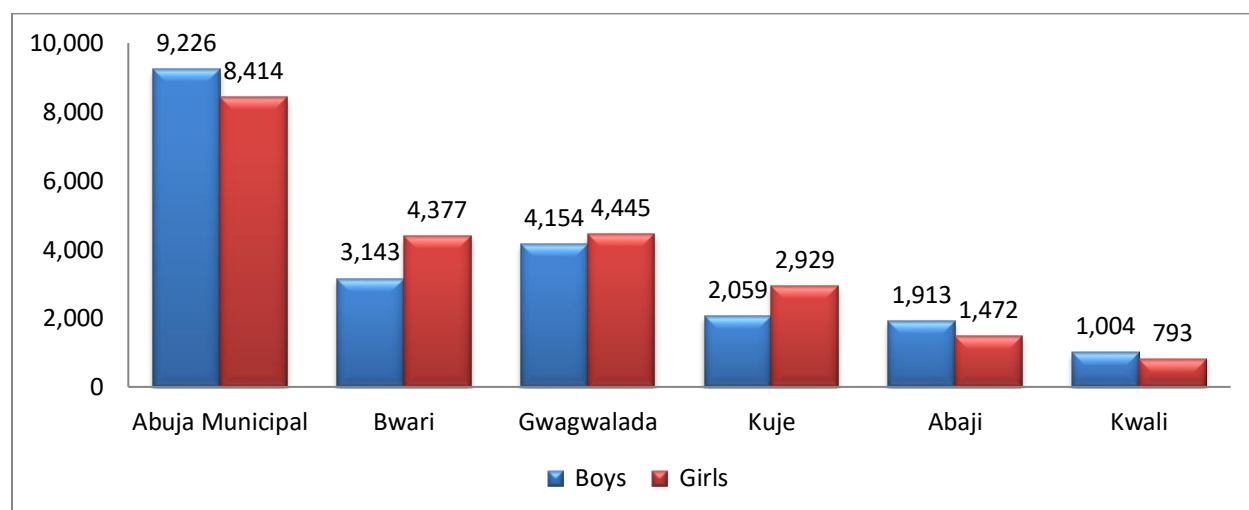


Figure 4.0.3: Public Senior Secondary School Enrolment for 2010/2011

Table 4.0.4: 2010/2011 Public Senior Secondary Schools Enrolment by Age Group

Age Group	Male	Female	Total
Below 15 Years	2,868	4,285	7,153
15 Years	3,994	4,755	8,749
16 Years	5,380	5,350	10,730
17 Years	4,291	4,206	8,497
Above 17 Years	4,966	3,834	8,800
Total	21,499	22,430	43,929

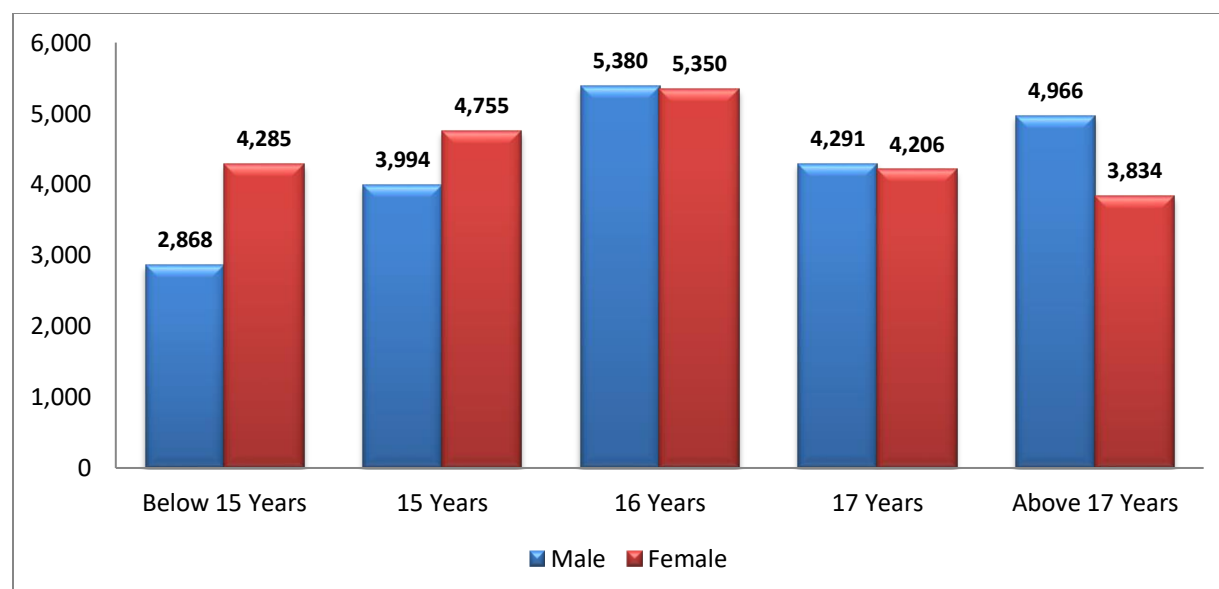


Figure 4.0.4: 2010/2011 Public Senior Secondary School Enrolment by Age Group

Table 4.0.5: Private Senior Secondary Schools Enrolment for 2010/2011

Area Council	Boys	Girls	Total
Abuja Municipal	1,350	2,306	3,656
Bwari	1,034	973	2,007
Gwagwalada	1,105	1,094	2,199
Kuje	503	242	745
Abaji	31	30	61
Kwali	0	0	0
TOTAL	4,023	4,645	8,668

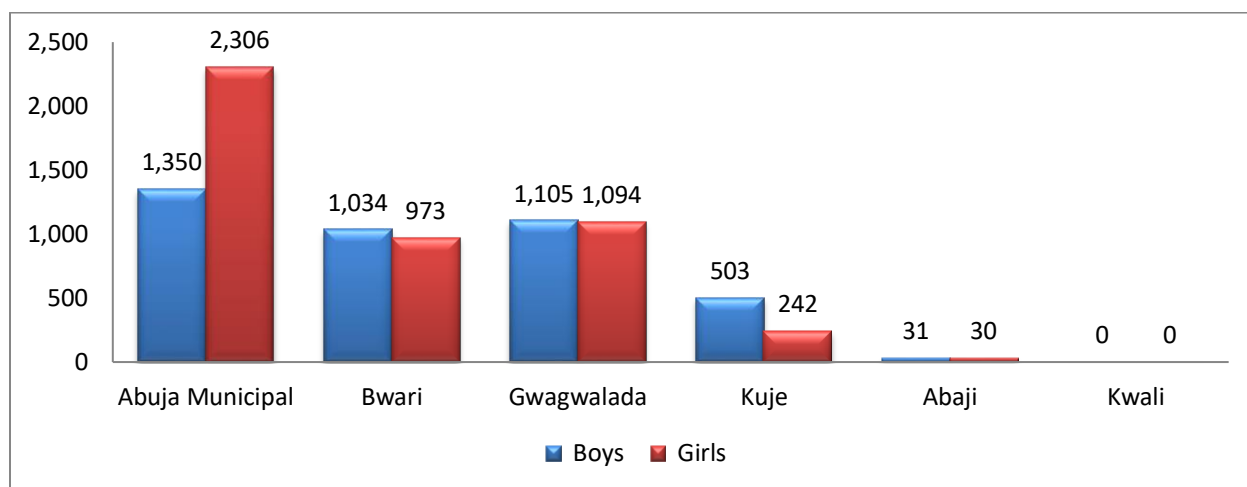


Figure 4.0.5: Private Senior Secondary School Enrolment for 2010/2011

Table 4.0.6: 2010/2011 Private Senior Secondary Schools Enrolment by Age Group

Age Group	Male	Female	Total
Below 15 Years	876	1,549	2,425
15 Years	1,123	1,084	2,207
16 Years	905	863	1,768
17 Years	721	801	1,522
Above 17 Years	398	348	746
Total	4,023	4,645	8,668

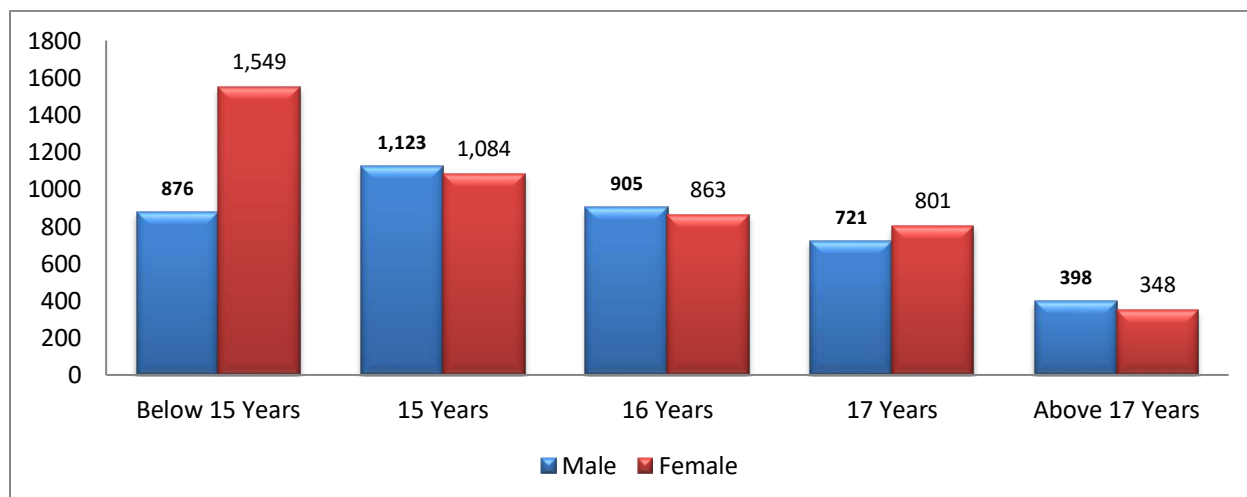


Figure 4.0.6: 2010/2011 Private Senior Secondary School Enrolment by Age Group

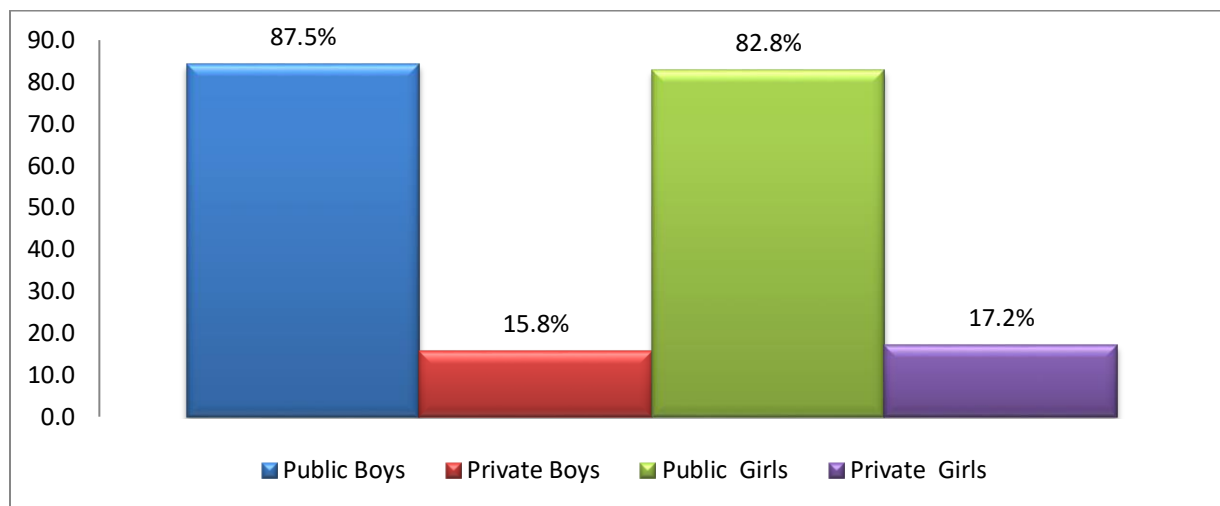


Figure 4.0.7: 2010/2011 Percentage Enrolment for Public and Private Senior Secondary Schools in the FCT

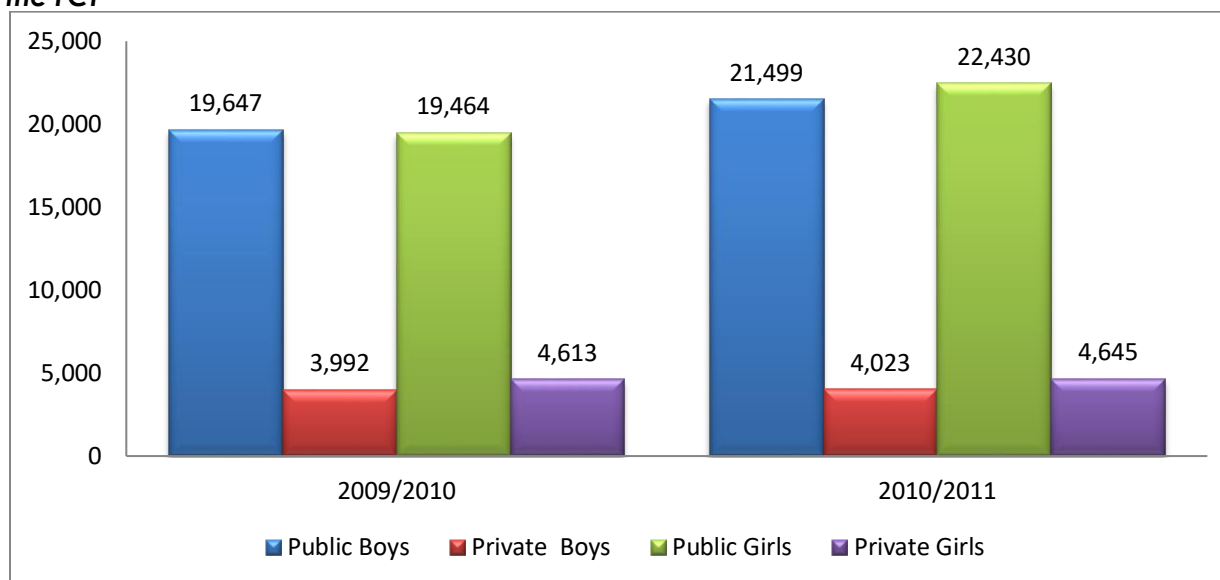


Figure 4.0.8: Comparison of Public & Private Senior Secondary School Enrolment for 2009/2010 & 2010/2011

4.3 SENIOR SECONDARY SCHOOL TEACHER

Table 4.0.7 shows SSS total number of teachers to be 3141 and this represents an increase of approximately 24% from the previous year's census of 2,356, before the 2010 recruitment. For the private sector SSS, total number of teachers recorded in the 2010/2011 census is 1,306 (See table 4.0.9,) and it is lower than that of the public schools by 67%.

Almost all the teachers in public Senior Secondary schools are qualified only a minor 06.9% are unqualified and these could be the graduate teachers without any teaching qualification, but teach subjects like Computer Studies.

Again at this level of education as in the primary and junior secondary schools female teachers are higher than males. But in the private sector SSS, the gender gap is skewed in favour of male teachers as shown in table 4.0.9.

Table 4.0.7: Public Senior Secondary Schools Teaching Staff for 2010/2011

Area Council	Male	Female	Total
Abuja Municipal	497	952	1,449
Bwari	258	379	637
Gwagwalada	244	236	480
Kuje	182	94	276
Abaji	133	38	171
Kwali	104	24	128
TOTAL	1,418	1,723	3,141

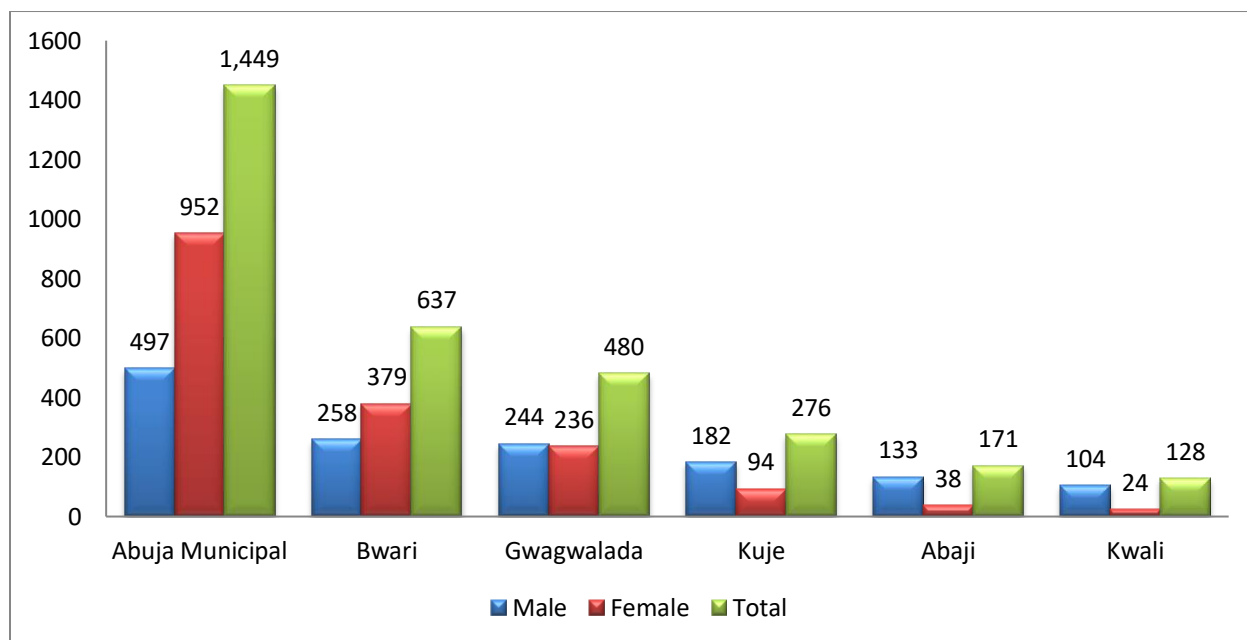


Figure 4.0.7: Public Senior Secondary School Teaching Staff for 2010/2011

Table 4.0.8: Public Senior Secondary Schools Qualified Teachers for 2010/2011

Area Councils	Male	Female	Total
Abuja Municipal	476	929	1,405
Bwari	246	354	600
Gwagwalada	216	216	432
Kuje	154	52	206
Abaji	122	30	152
Kwali	104	24	128
TOTAL	1,318	1,605	2,923

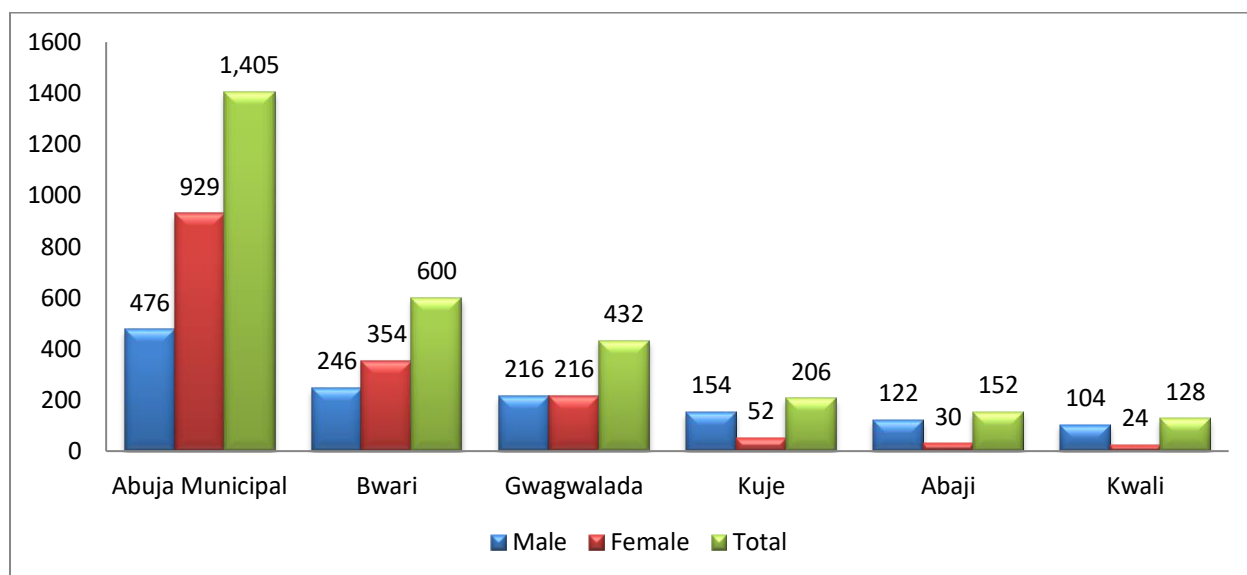


Figure 4.0.8: Public Senior Secondary School Qualified Teacher for 2010/2011

Table 4.0.9: Private Senior Secondary Schools Teaching Staff for 2010/2011

Area Councils	Male	Female	Total
Abuja Municipal	389	254	643
Bwari	176	160	336
Gwagwalada	86	90	176
Kuje	87	53	140
Abaji	10	1	11
Kwali	0	0	0
TOTAL	748	558	1,306

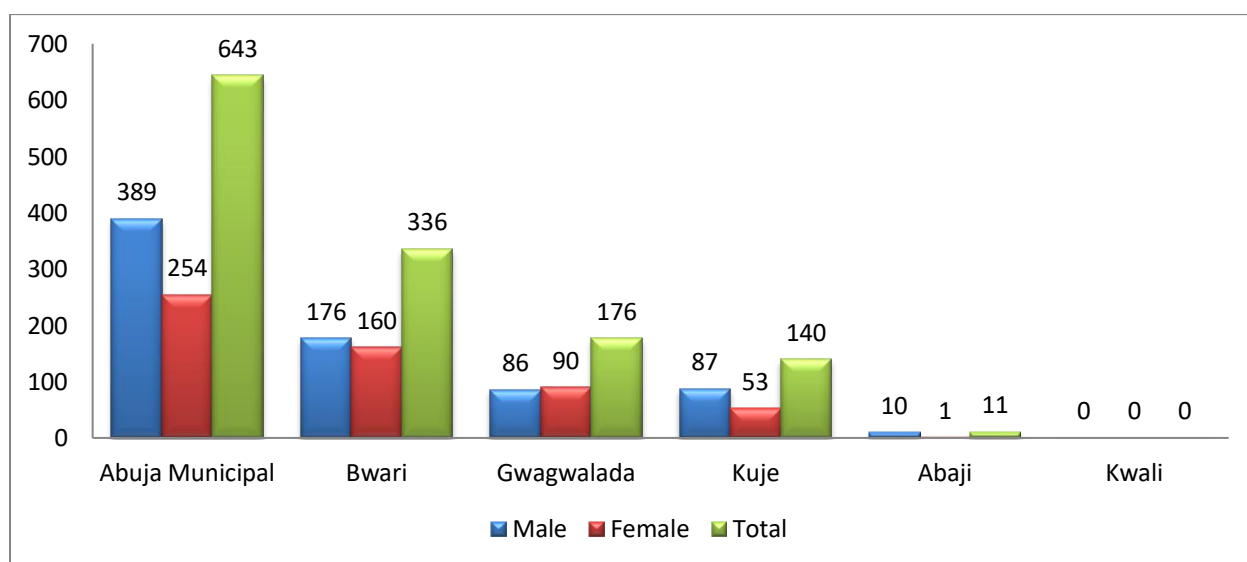


Figure 4.0.9: Private Senior Secondary School Teaching Staff for 2010/2011

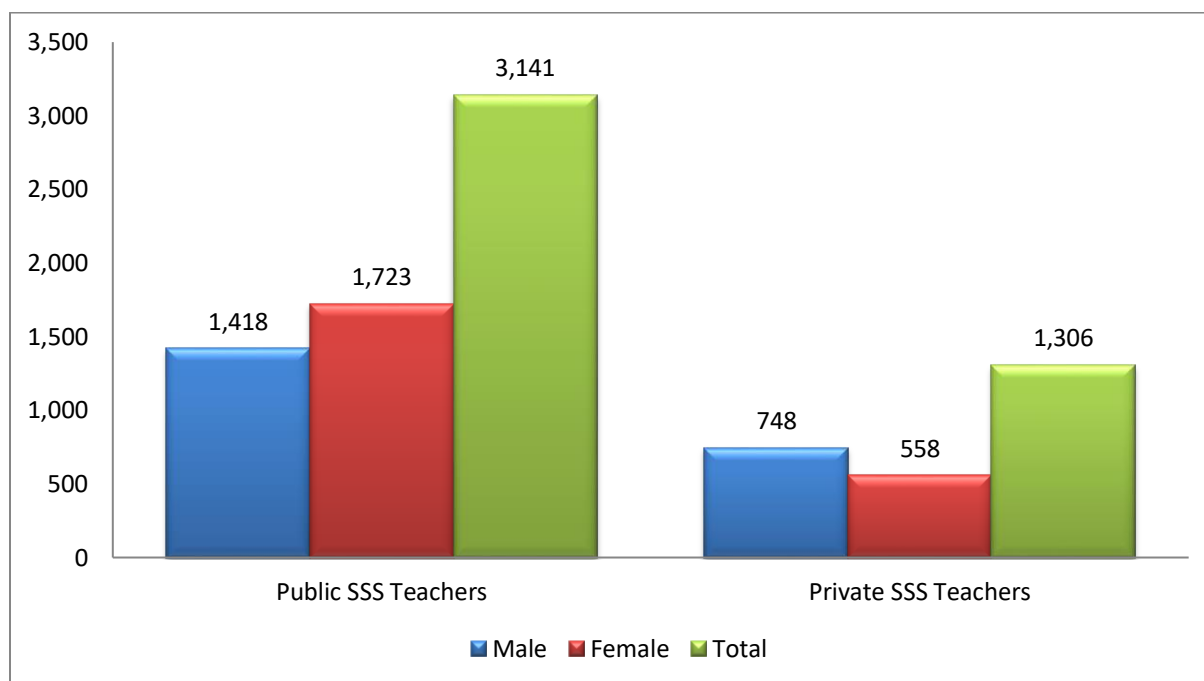


Figure 4.0.10: Comparison of Teaching Staff in Public & Private Senior Secondary Schools for 2010/2011

4.4 SENIOR SECONDARY SCHOOL FACILITIES

According to report on table 4.0.10, public SSS has a total of 889 classroom out of which 46% are in good condition, 31% need minor repairs and 21% need major repairs, while 2% are under construction. The situation would have changed by now as most of the classrooms that need repairs may have been improved upon and those under construction completed and put in use. There is no information on private SSS classrooms availability as most of the classroom are shared with other levels of education that exist with the SSS within the same premises.

Table 4.0.10: Public Senior Secondary School Classrooms

	Good	Needs Minor repairs	Needs Major repairs	Under Construction	Unusable	Total
Number of Classrooms	404	277	185	21	2	889

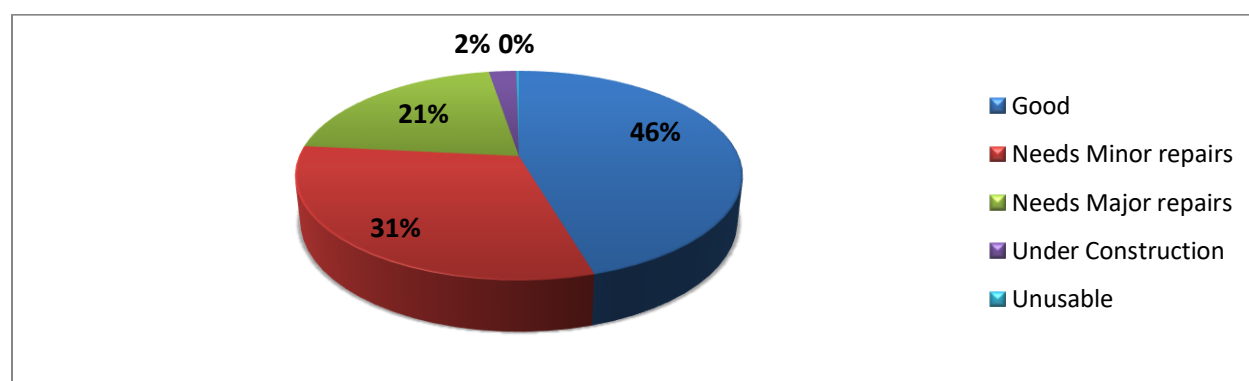


Figure 4.0.11: Public Senior Secondary School Classrooms

Table 4.0.11: Availability of Electricity in Public Senior Secondary Schools

	Yes, PHCN/NEPA	Have Generator Set	Have Solar Power	No Electricity
Number of Schools	40	38	3	5

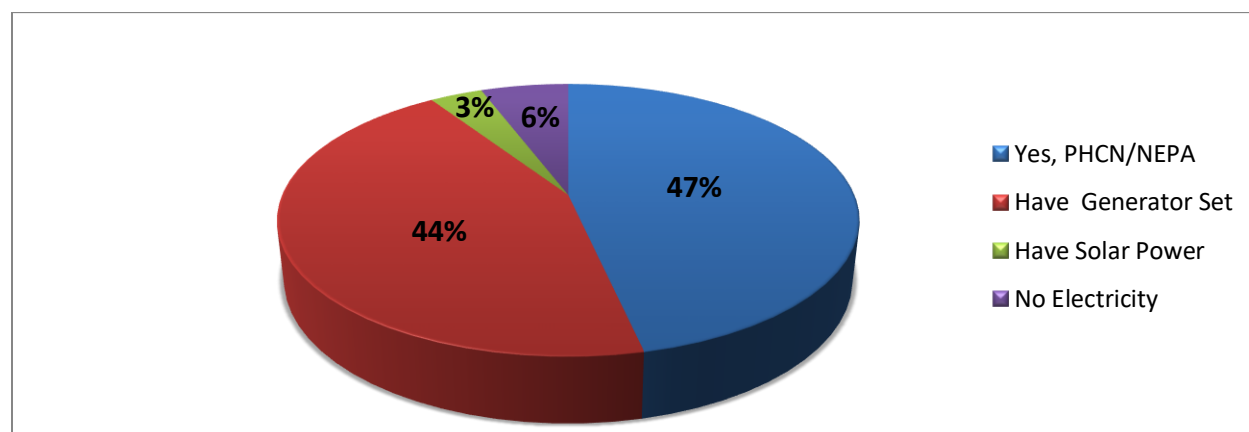


Figure 4.0.12: % Availability of Electricity in Public Senior Secondary Schools

Availability of electricity by type in public and private SSS is shown on figures 4.012 and 4.013 respectively. 47% of SSS have access to electricity through PHCN; 44% use generator as alternative source power; 3% use solar energy, while 6% have no access to electricity at all.

In the private schools, 54% have access to electric power supply through PHCN; 37% use generators; while 8% use solar and only 1% do not have access to any source of electricity. See figure 4.0.13. Many of the public and private SSS are located in the urban area as shown in figure 4.0.2 above.

Table 4.0.12: Availability of Electricity in Private Senior Secondary Schools

	Yes, PHCN/NEPA	Have Generator Set	Have Solar Power	No Electricity
Number of Schools	56	38	8	1

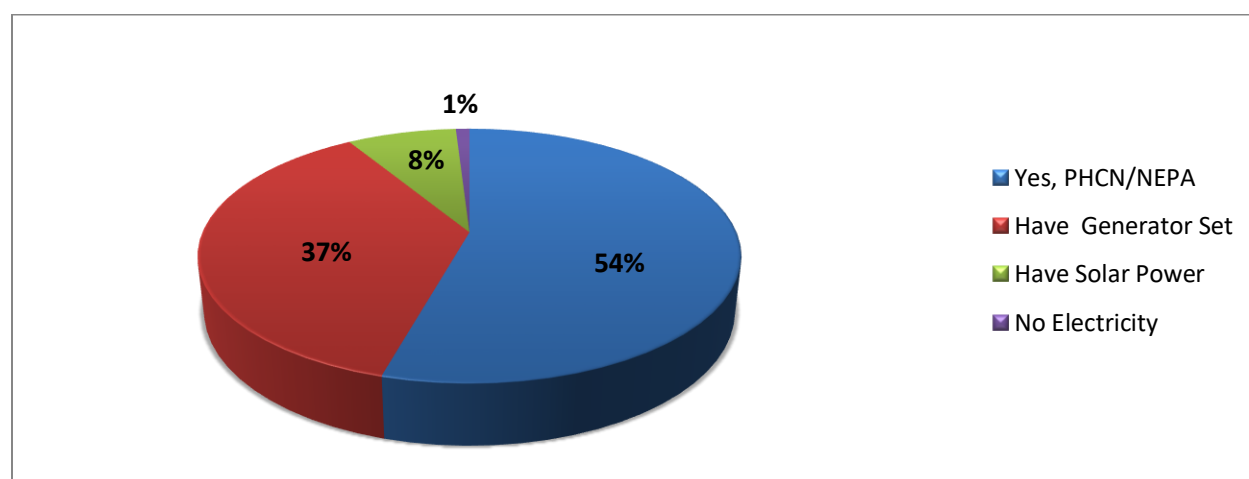


Figure 4.0.13: % Availability of Electricity in Private Senior Secondary Schools

Table 4.0.13: Availability of Water in Public Senior Secondary Schools

	Pipe Water	Borehole	Well	No Water
Number of Primary Schools	14	25	3	12

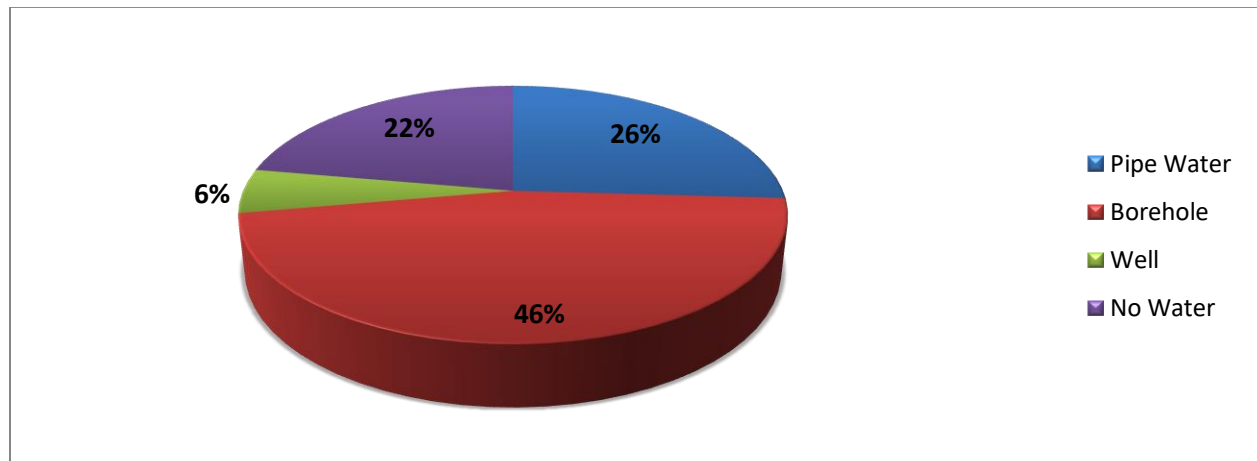


Figure 4.0.14: % Availability of Water in Public Senior Secondary Schools

Figure 4.0.14 shows that only 26% of public SSS have access to pipe borne water in spite of the fact that most of the schools are located in the urban area; 46% depend on boreholes for safe water supply; while 6% use well water and 33% have no access to water at all. The picture is a little brighter in the private SSS because up to 32% have access to pipe borne water; 55% have generators sets; 11% of the schools get water from wells, while only 2% do not have access to safe water at all (See figure 4.0.15).

Table 4.0.14: Availability of Water in Private Senior Secondary Schools

	Pipe Water	Borehole	Well	No Water
Number of Primary Schools	19	33	7	1

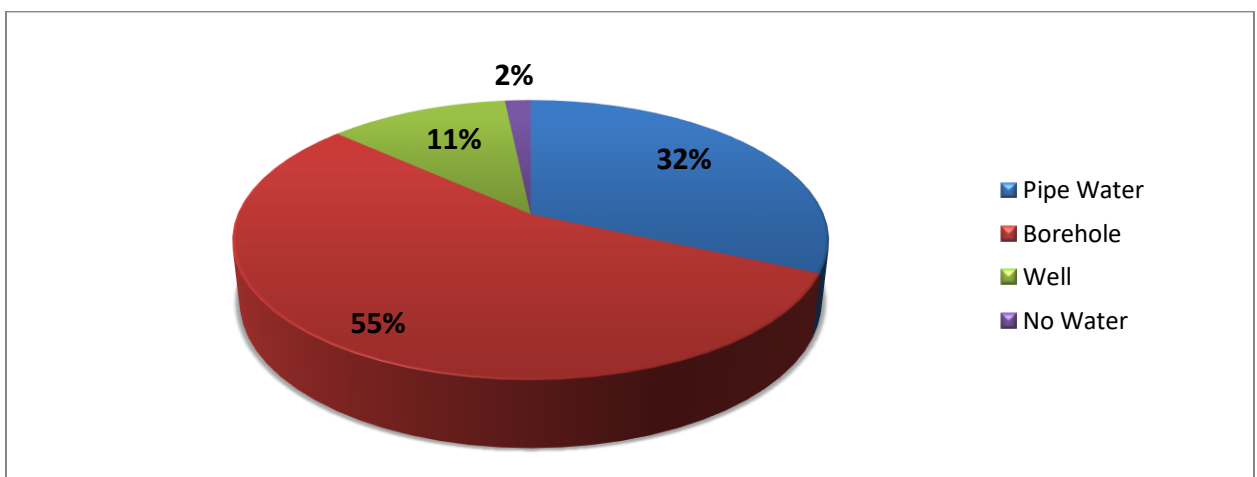


Figure 4.0.15: % Availability of Water in Private Senior Secondary Schools

Table 4.0.15: Availability of Health Clinics & First Aid Kits in Public Senior Secondary Schools

	Have Health Clinic	Have First Aid Kit	No Health Facility
Number of Schools	31	20	5

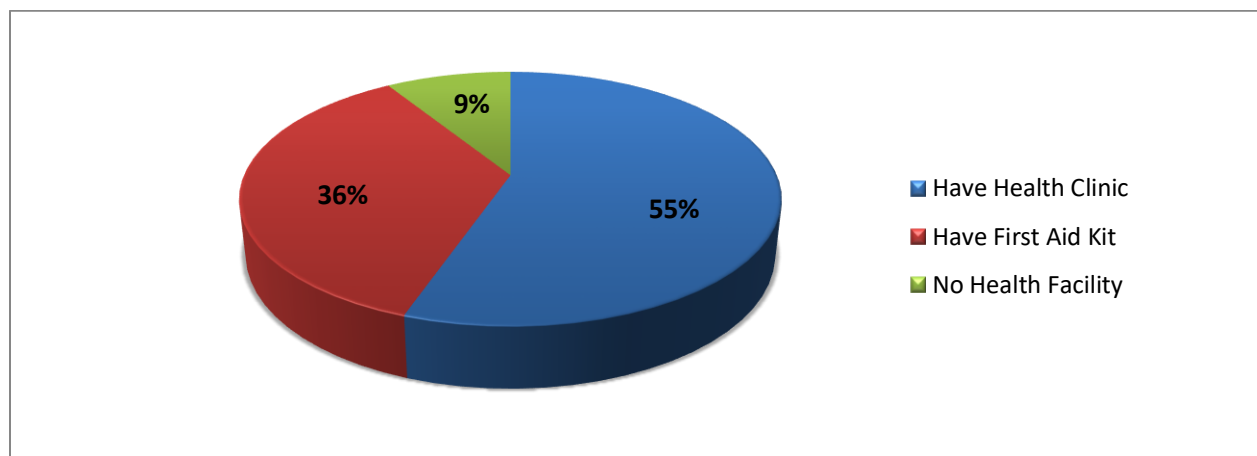


Figure 4.0.16: % Availability of Health Clinics & First Aid Kits in Public Senior Secondary Schools

Figure 4.0.16 shows that only 9% of the SSS do not have any health facility like clinics or first aid kits. 55% of the schools indicate that they have health clinics, while 36% have first aid kits. In the private SSS as shown on table 4.0.16 and figure 4.0.17 below, 38% of the SSS have health clinics; 59% have first aid kits and only 3% indicated that they do not have any health facility. All the school facilities being reported upon are all very necessary for existence of child friendly schooling.

Table 4.0.16: Availability of Health Clinics & First Aid Kits in Private Senior Secondary Schools

	Have Health Clinic	Have First Aid Kit	No Health Facility
Number of Schools	26	40	2

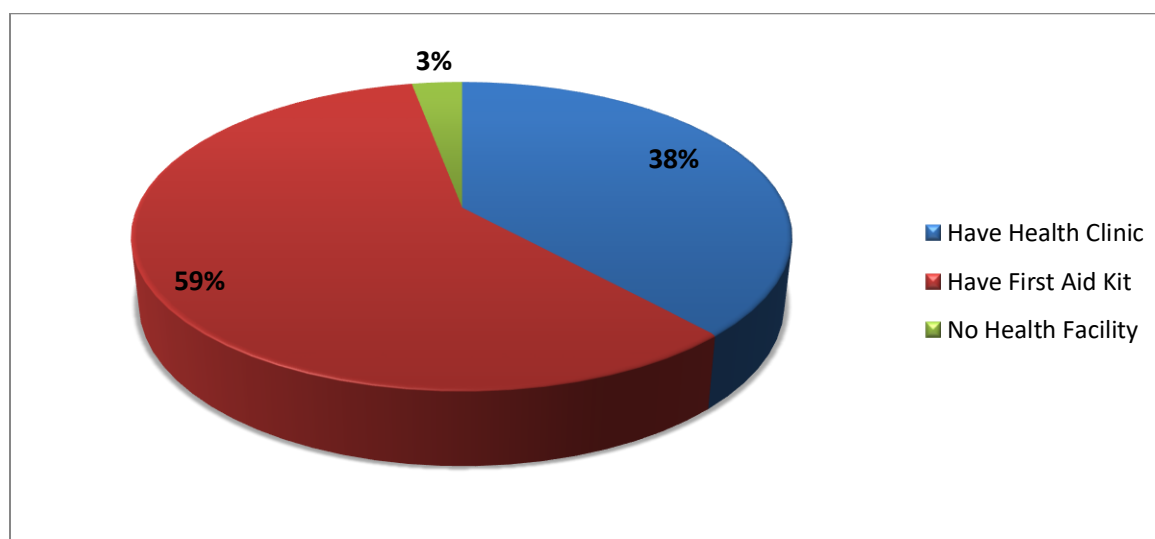


Figure 4.0.17: % Availability of Health Clinics & First Aid Kits in Private Senior Secondary Schools

Table 4.0.17: Availability of Toilets in Public Senior Secondary Schools

	Public Students Toilets Only									Total
	Pit			Bucket System			Water Flush			
	Male	Femal e	Both	Male	Femal e	Both	Male	Femal e	Both	
Number of Toilets	120	132	2	2	2	0	241	406	39	944




Figure 4.0.18: Availability of Toilets in Public Senior Secondary Schools

Toilet facilities in Senior Secondary Schools at both private and public sector are highly appreciable. 98.8% of the private SSS use water flush system toilets, while only 1.2% use pit toilets, and there are no bucket toilets in the private SS schools (See table 4.0.18 below for details). Similarly in the public schools, as shown on table 4.0.17 above, up to 72% of the SSS use water flush toilets; 26.6% use the ventilated improved pit toilets, while very small 0.4% still use bucket system.

Table 4.0.18: Availability of Toilets in Private Senior Secondary Schools

	Private Students Toilets Only									Total
	Pit			Bucket System			Water Flush			
	Male	Femal e	Both	Male	Femal e	Both	Male	Femal e	Both	
Number of Toilets	7	3	3	0	0	0	402	605	44	1,064

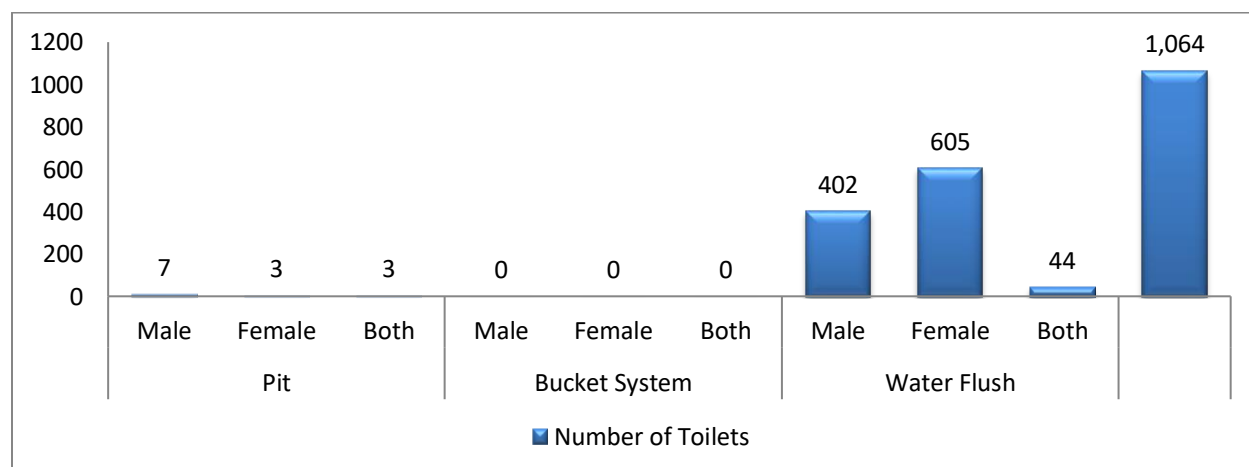


Figure 4.0.19: Availability of Toilets in Private Senior Secondary Schools

4.5 Public Primary School Facility Comparison for 2009 and 2010

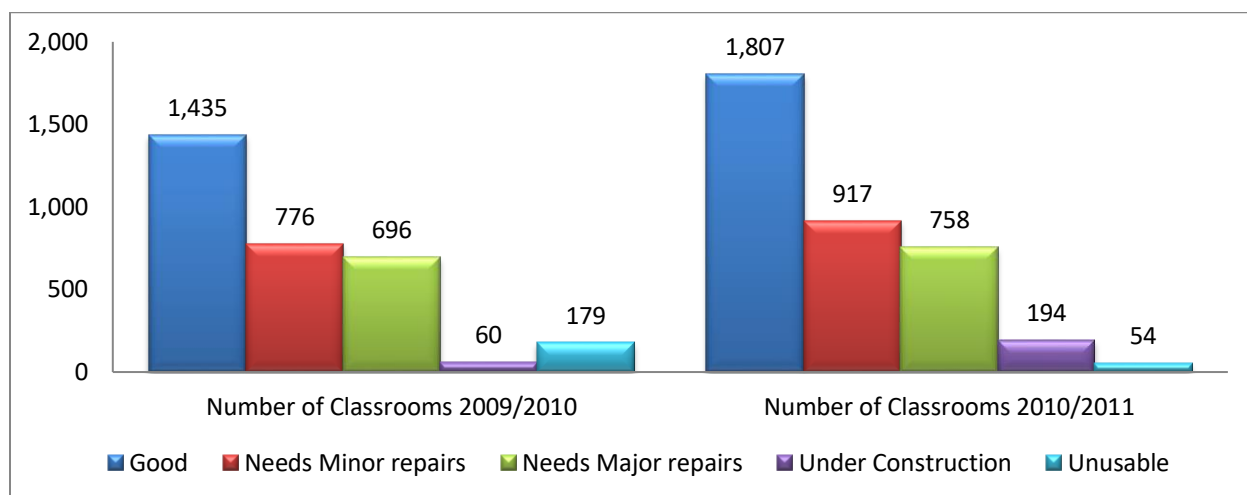


Figure 4.0.20: Comparison of Public Primary School Classrooms Availability for 2009 and 2010

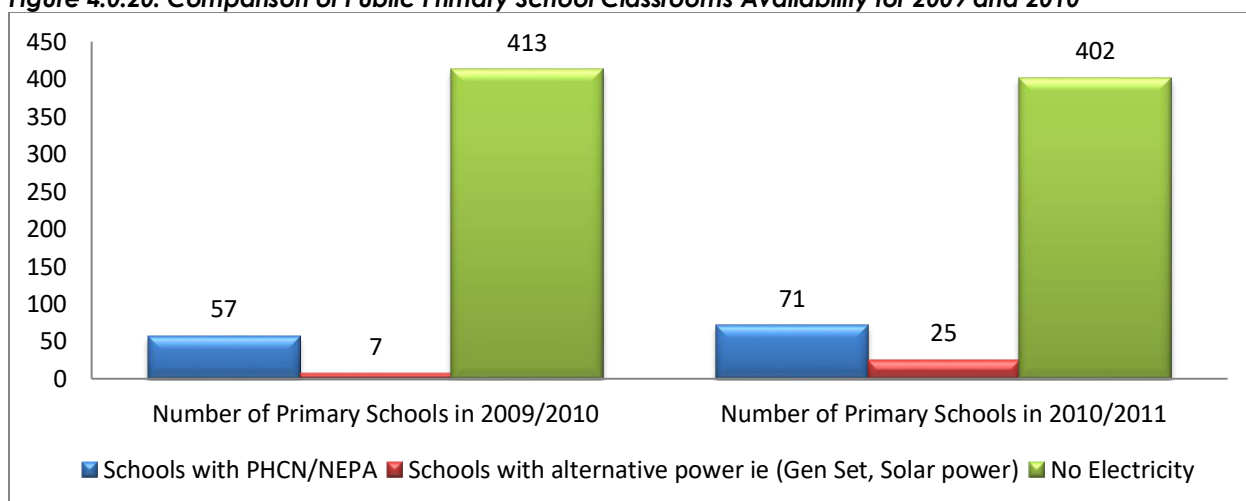


Figure 4.0.21: Comparison of Public Primary School Access to Electricity for 2009 and 2010

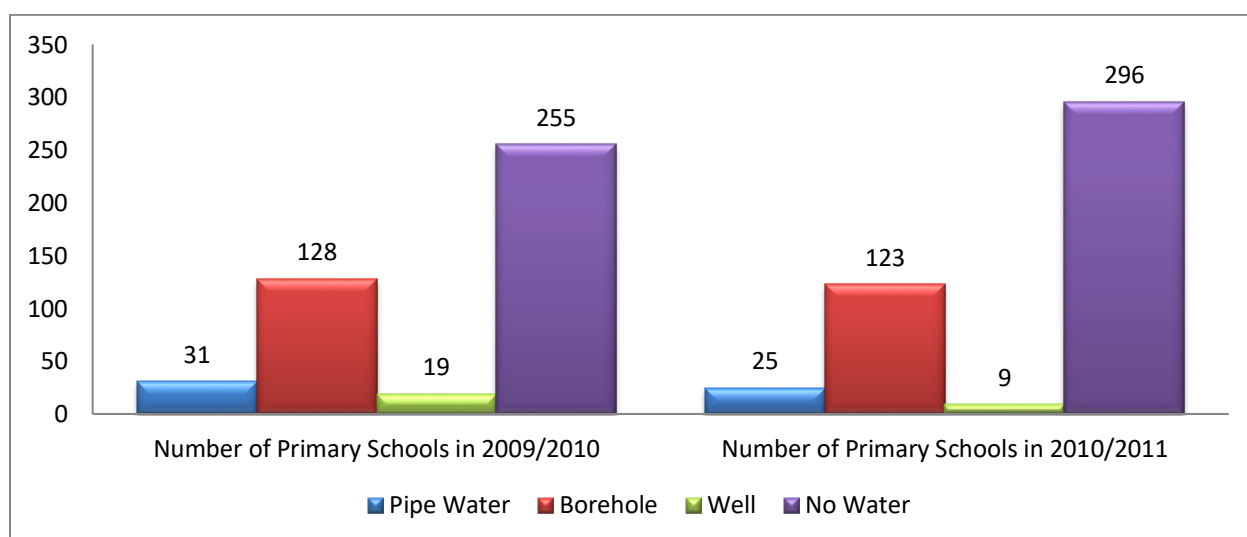


Figure 4.0.22: Comparison of Public Primary School Access to Potable water for 2009 and 2010

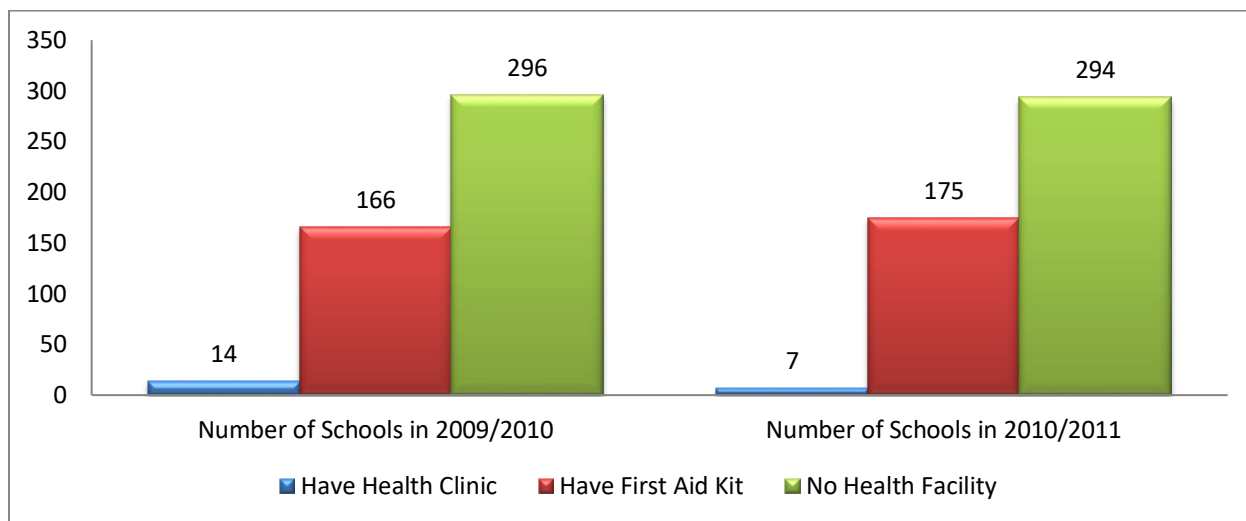


Figure 4.0.23: Comparison of Public Primary School Access to Health Facilities for 2009 and 2010

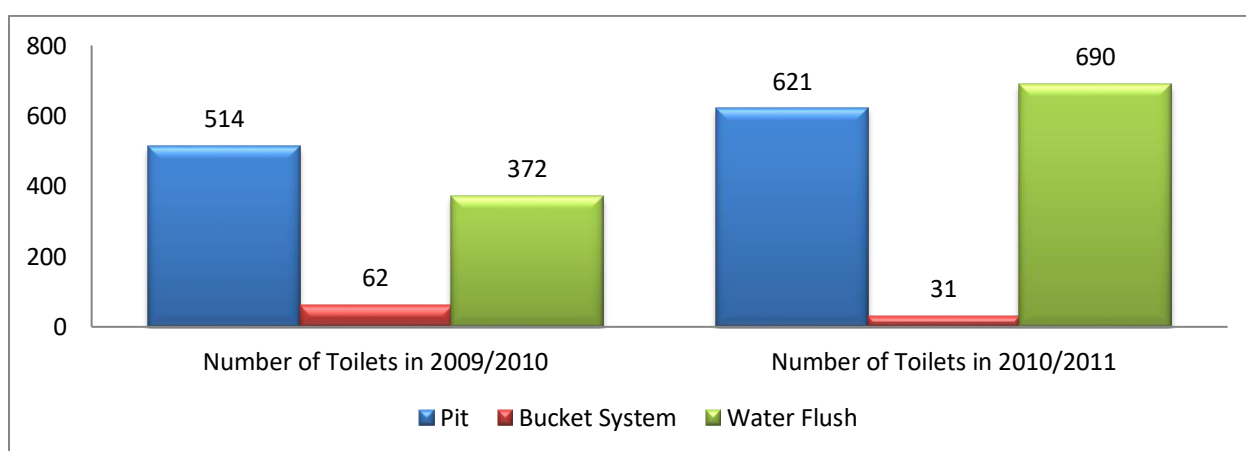


Figure 4.0.24: Comparison of Availability of Toilet Facilities in Public Primary School for 2009 and 2010

4.6 Public Junior Secondary School Facility Comparison for 2009 and 2010

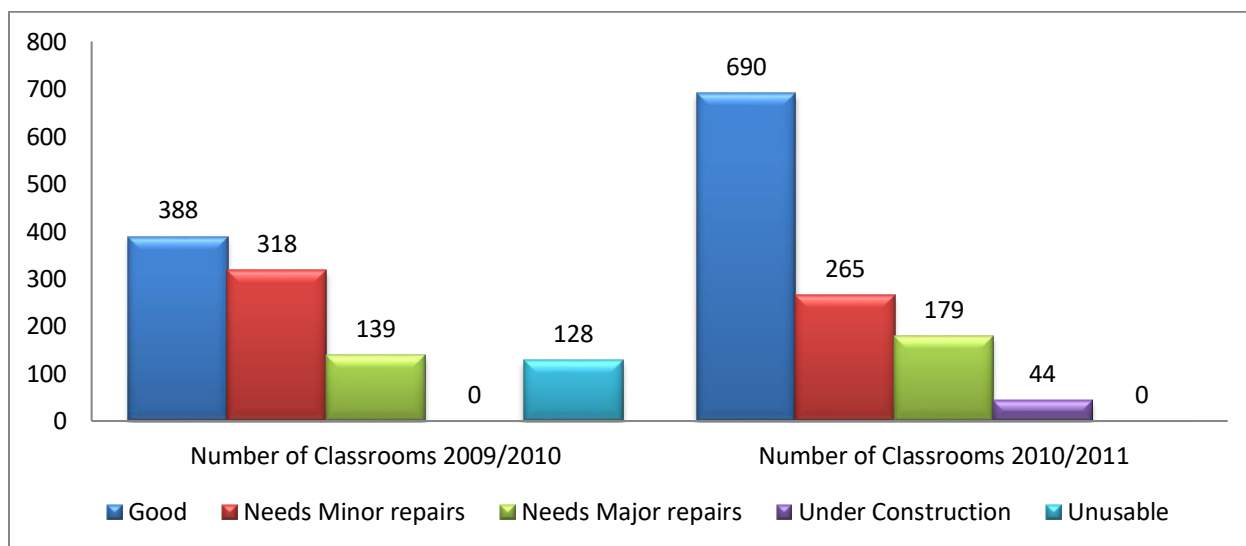


Figure 4.0.25: Comparison of Classroom Availability in JS School for 2009 and 2010

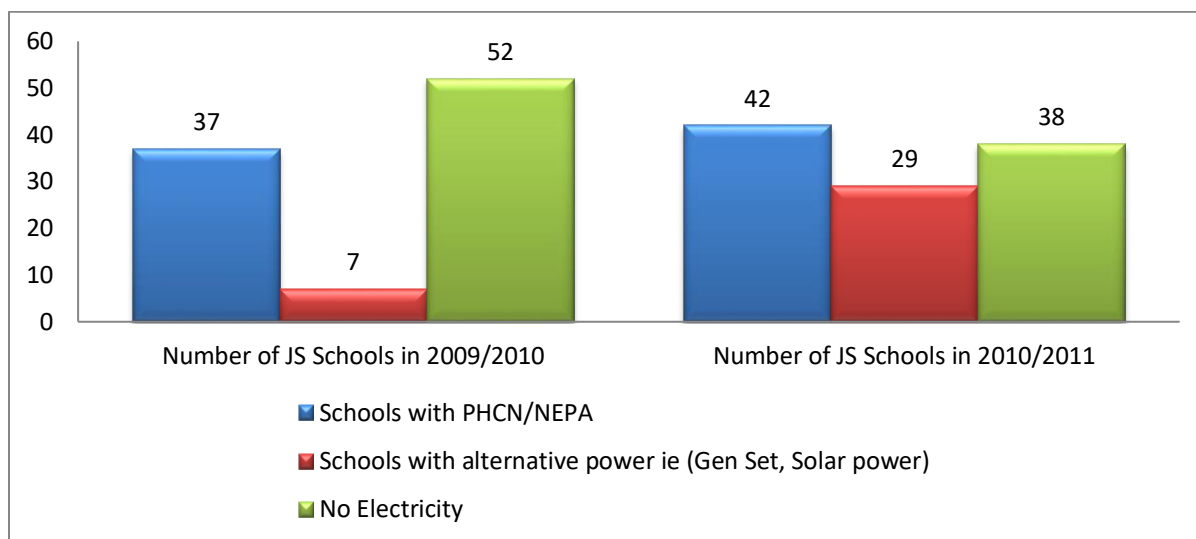


Figure 4.0.26: Comparison of Availability of Electricity in JS School for 2009 and 2010

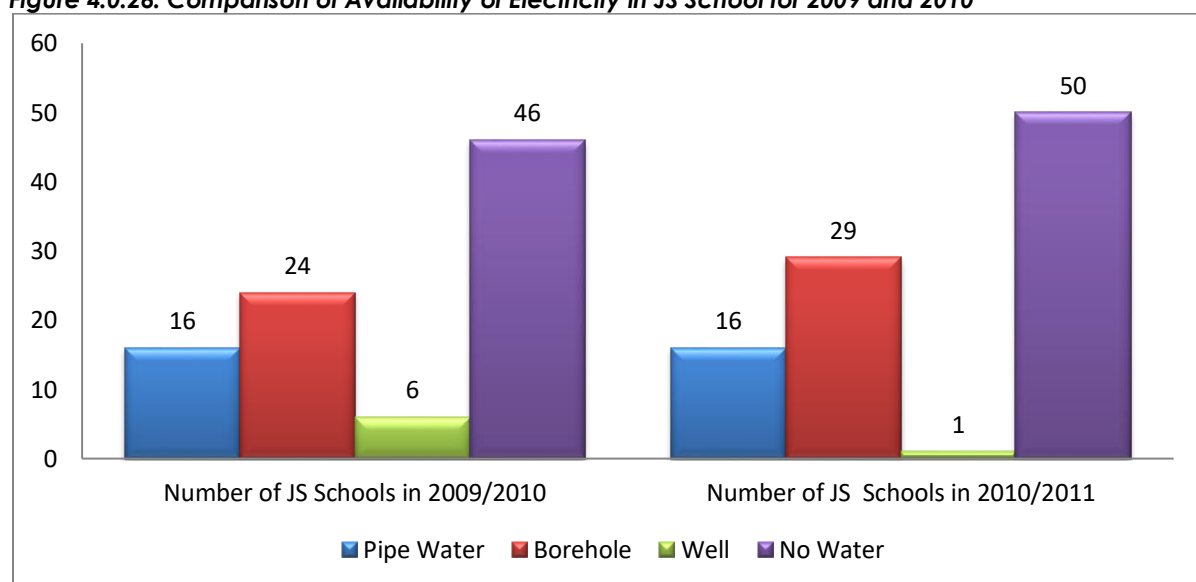


Figure 4.0.27: Comparison of Availability of Potable Water in Public JSS for 2009 and 2010

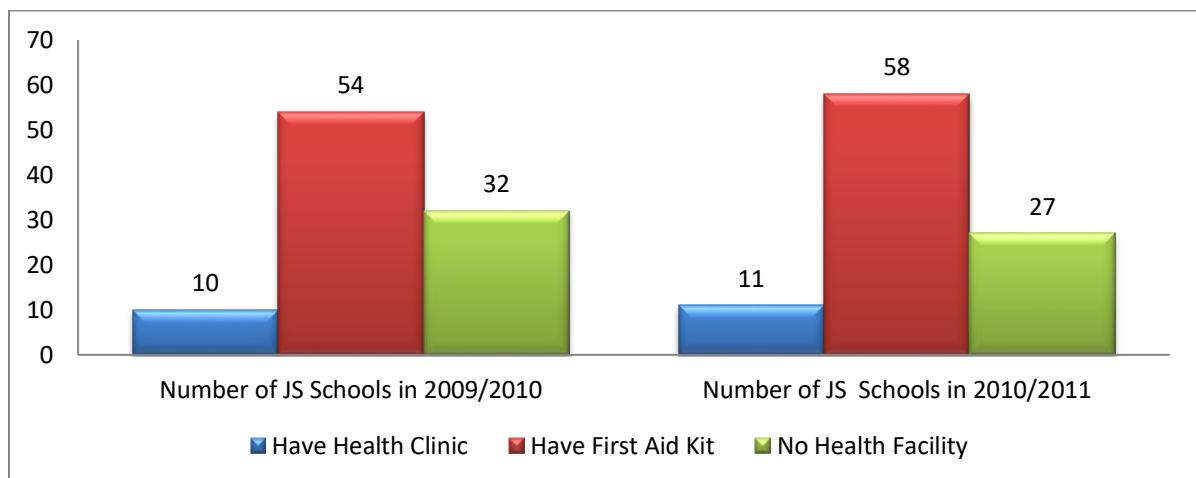


Figure 4.0.28: Comparison of Available Health Facilities in JS School for 2009 and 2010

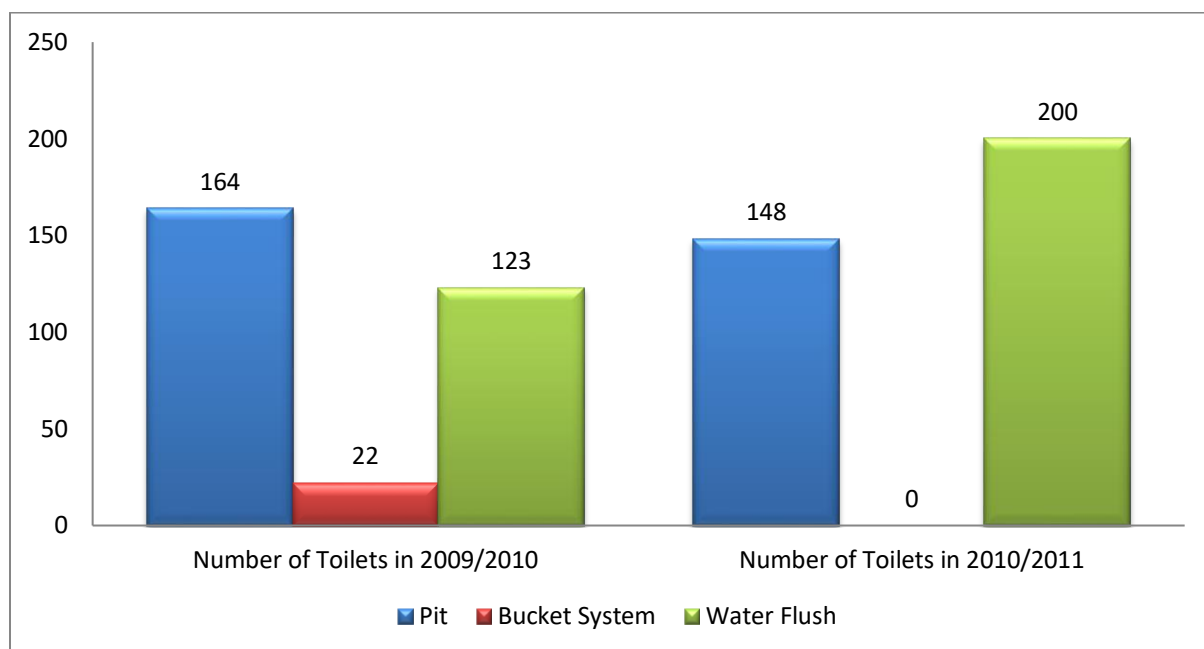


Figure 4.0.29: Comparison of Available Toilet Facilities in JS School for 2009 and 2010

4.7 Public Senior Secondary School Facility Comparison for 2009 and 2010

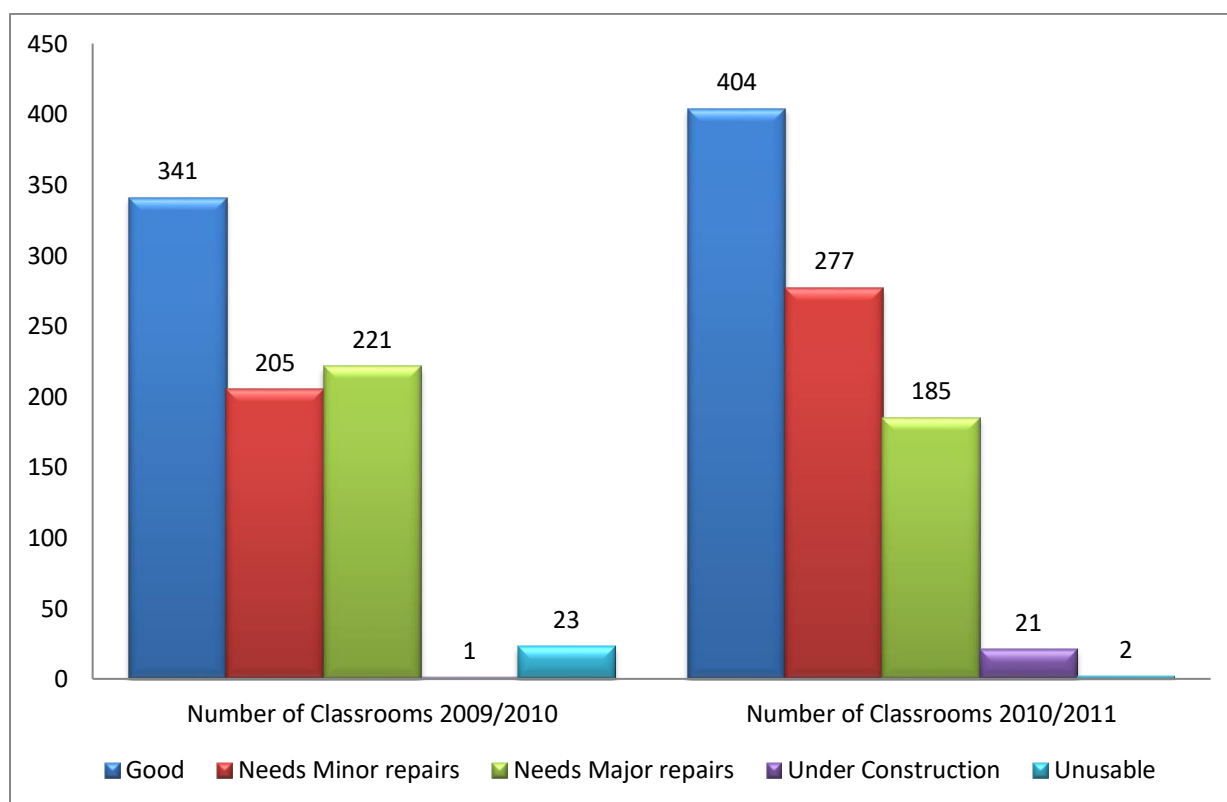


Figure 4.0.30: Comparison of Classroom Availability in SS School for 2009 and 2010

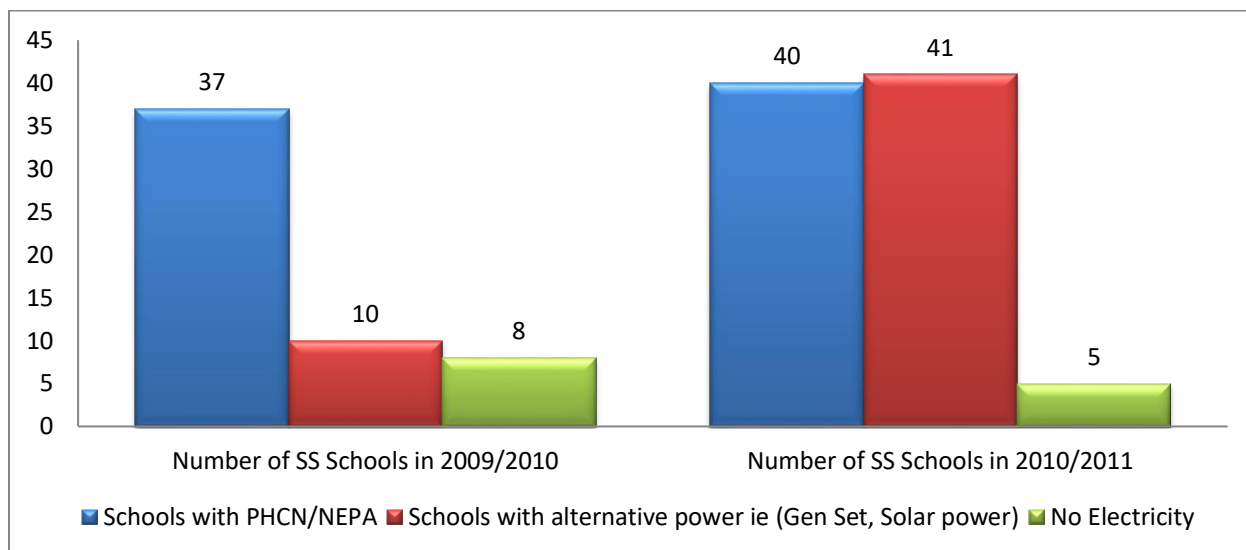


Figure 4.0.31: Comparison of Availability of Electricity in SS School for 2009 and 2010

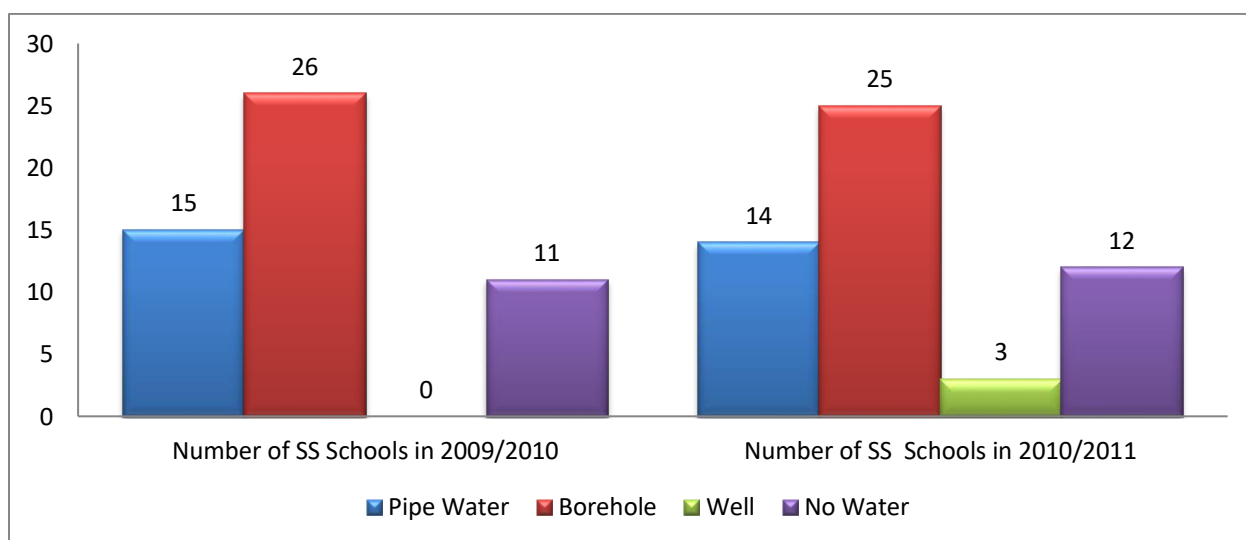


Figure 4.0.32: Comparison of Availability of Potable Water in SS School for 2009 and 2010

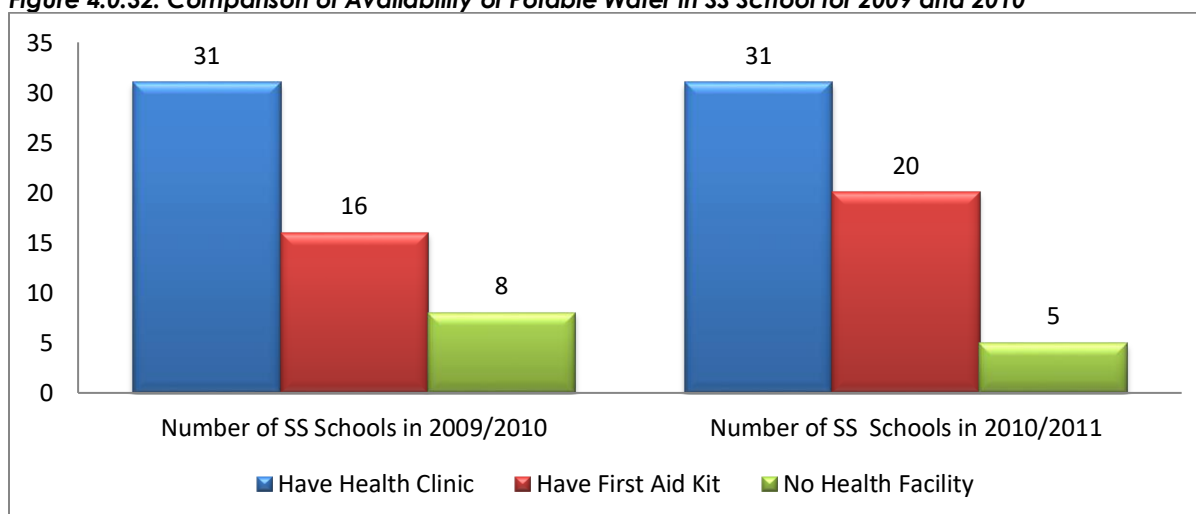


Figure 4.0.33: Comparison of Availability of Health Facilities in SS School for 2009 and 2010

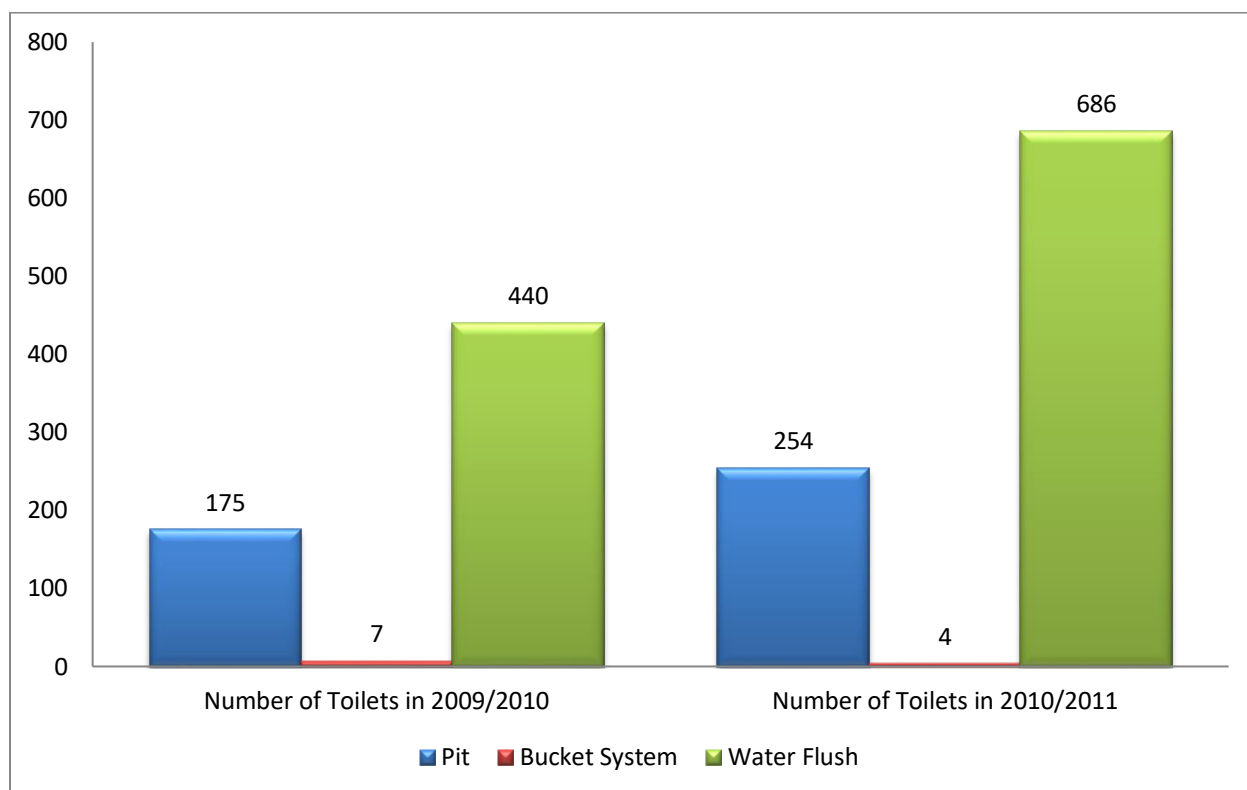


Figure 4.0.34: Comparison of Availability of Toilet Facilities in SS School for 2009 and 2010

5.0 Adult and Non-formal Education

Adult and non-formal education in the FCT is education for youths who for reason or the other could not have access to Basic Education at the appropriate age or those who dropped out of school before completing Basic Education. It also caters for adults who never had opportunity to be in school, but who need some basic education to be able to cope with trend of events in the modern world.

With the FCT Agency for Mass Education Regulation No.1 of 1990, part II no. 10, all mandates of adult education was transferred to the Agency for Mass Education, from the Area Councils, which currently manages all activities of Adult and Non-formal education. The persistence of child hawkers and youth traders on the streets, especially during school hours despite the efforts of t government to attend to their needs is a subsisting challenge that still need to be addressed.

In order to provide access to meet this demand, the FCT Agency for Mass Education organizes the following programmes:

- i. Basic Literacy
- ii. Post literacy
- iii. Vocational Education
- iv. Women Education
- v. Continuing Education
- vi. Literacy by radio

Table 5.0.1 Public Non Formal Centers

Name Of Centre	NUMBER
Literacy Education	331
Continuing Education	46
Vocational Education	6
Total	383

Table 5.0.2 Private Non Formal Centers

Name Of Centre	NUMBER
Literacy Education	23
Continuing Education	43
Vocational Education	0
Total	66

5.1 Literacy Education

Table 5.0.3: Public Literacy Education Enrolment by Target

Target	Male	Female	Total
Women Education	62	2,228	2,290
Arabic/Ajain/NFE Quaranic Edu.	153	651	804
Workers Education	0	39	39
Women In Purdah	34	695	729
Prison Literacy	118	19	137
Nfe Boy/Girl Child Education	51	110	161
Literacy By Radio	832	1,225	2,057
Reflect	84	78	162
Adult Education For Nomads	223	525	748
Traditional Class	2,818	4,699	7,517
Others	106	151	257
TOTAL	4,481	10,420	14,901

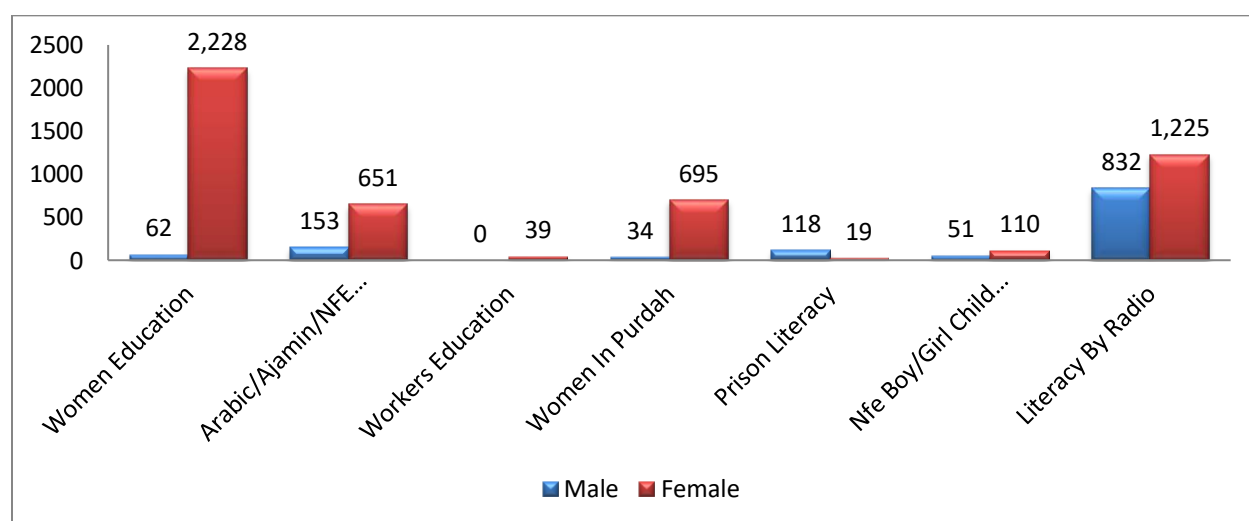


Figure 5.0.1: Public Literacy Education Enrolment by Target

Table 5.0.4: Private Literacy Education Enrolment by Target

Target	Male	Female	Total
Women Education	0	0	0
Arabic/Ajain/NFE Quranic Edu.	0	259	259
Workers Education	0	0	0
Women In Purdah	0	0	0
Prison Literacy	0	0	0
Nfe Boy/Girl Child Education	0	0	0
Literacy By Radio	51	92	143
Reflect	0	0	0
Adult Education For Nomads	39	41	80
Traditional Class	84	361	445
Others	0	0	0
TOTAL	174	753	927

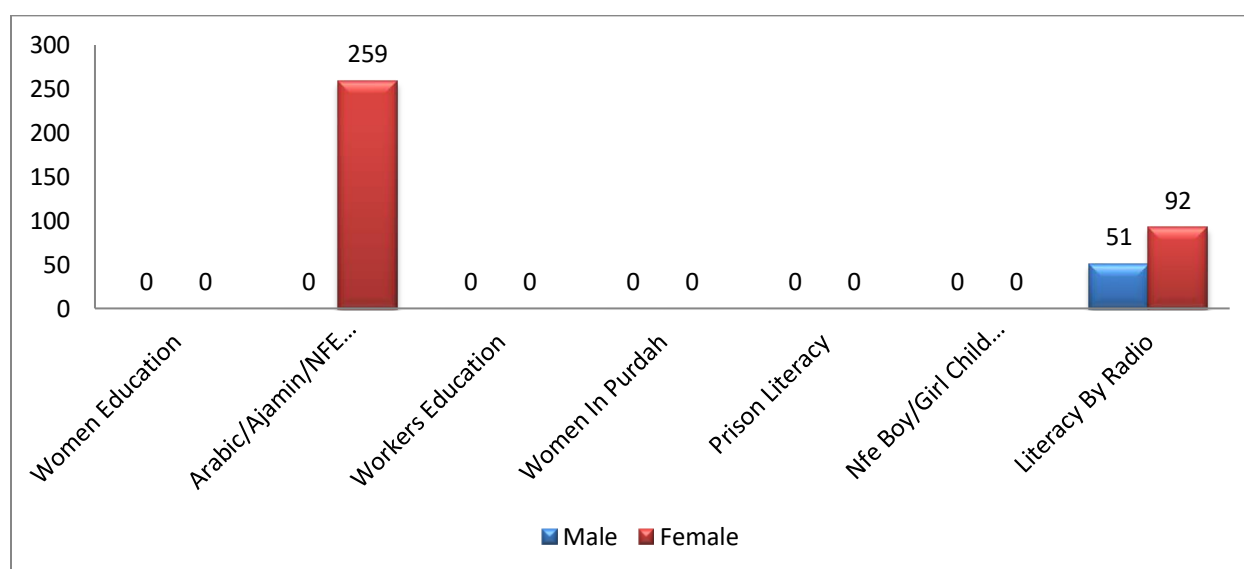


Figure 5.0.2: Private Literacy Education Enrolment by Target

Table 5.0.5: Public Literacy Education Enrolment by Class

Class/Level	Male	Female	Total
Basic Literacy	2,892	6,609	9,501
Post Literacy 1	1,025	2,677	3,702
Post Literacy 2	366	550	916
Post Literacy 3	198	584	782
TOTAL	4,481	10,420	14,901

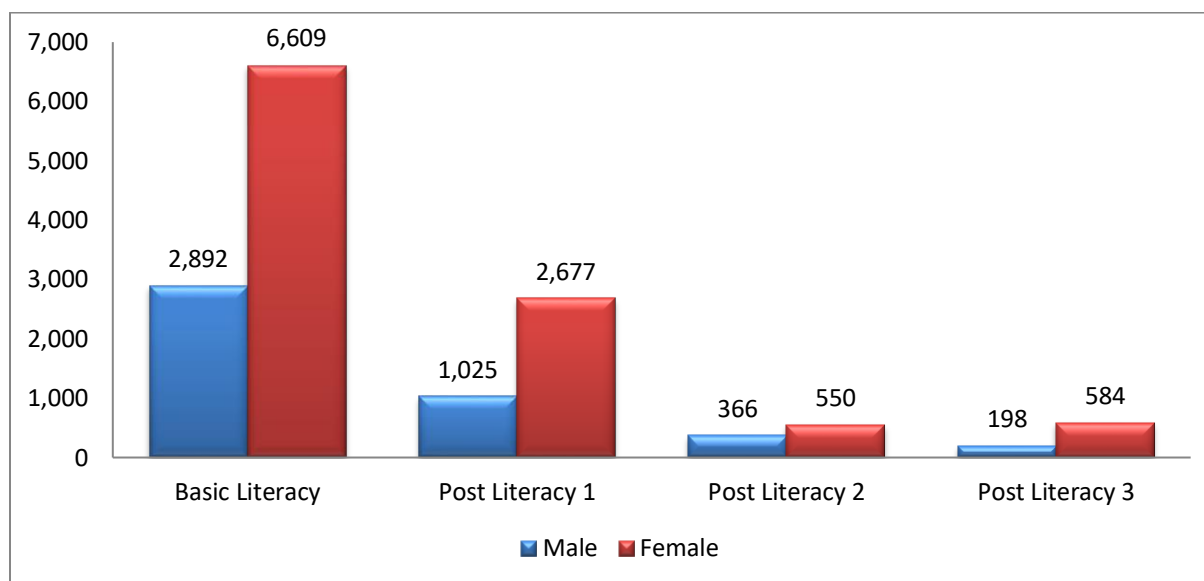


Figure 5.0.3: Public Literacy Education Enrolment by Class

Table 5.0.5: Private Literacy Education Enrolment by Class

Class/Level	Male	Female	Total
Basic Literacy	150	536	686
Post Literacy 1	20	151	171
Post Literacy 2	4	66	70
Post Literacy 3	0	0	0
TOTAL	174	753	927

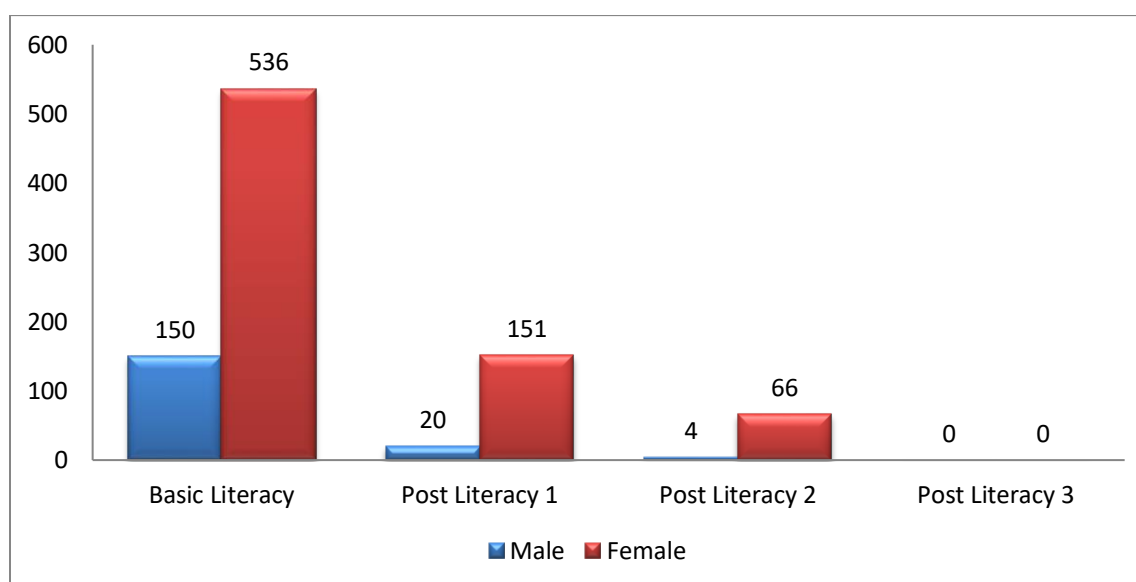


Figure 5.0.4: Private Literacy Education Enrolment by Class

5.2 Continuing Education

Table 5.0.4 Public Continuing Education Enrolment by Target

Target	Male	Female	Total
Extramural	175	239	414
Continuing Education Centres	705	1324	2029
Liberal/Civic Education	2	22	24
Commercial school	2	2	4
Driving School	2	22	24
ICT Studies	111	88	199
Others	13	39	52
Total	1010	1736	2746

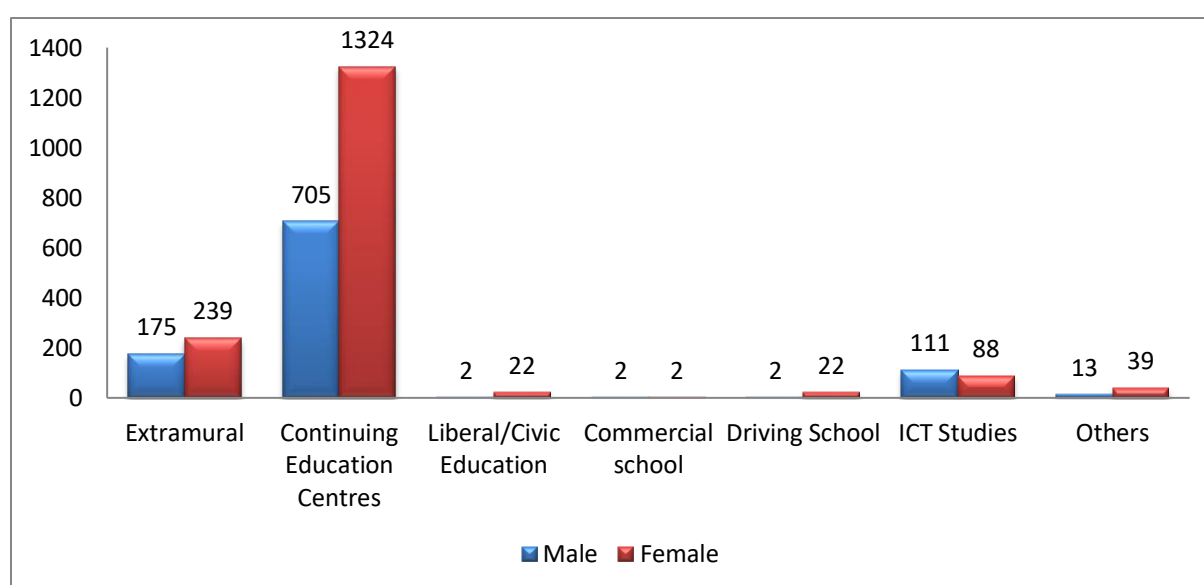


Figure 5.0.5: Public Continuing Education Enrolment by Target

Table 5.0.5 Private Continuing Education Enrolment by Target

Target	Male	Female	Total
Extramural	0	0	0
Continuing Education Centres	8	12	20
Liberal/Civic Education	0	0	0
Commercial school	0	0	0
Driving School	350	270	620
ICT Studies	312	367	679
Others	0	0	0
Total	670	649	1319

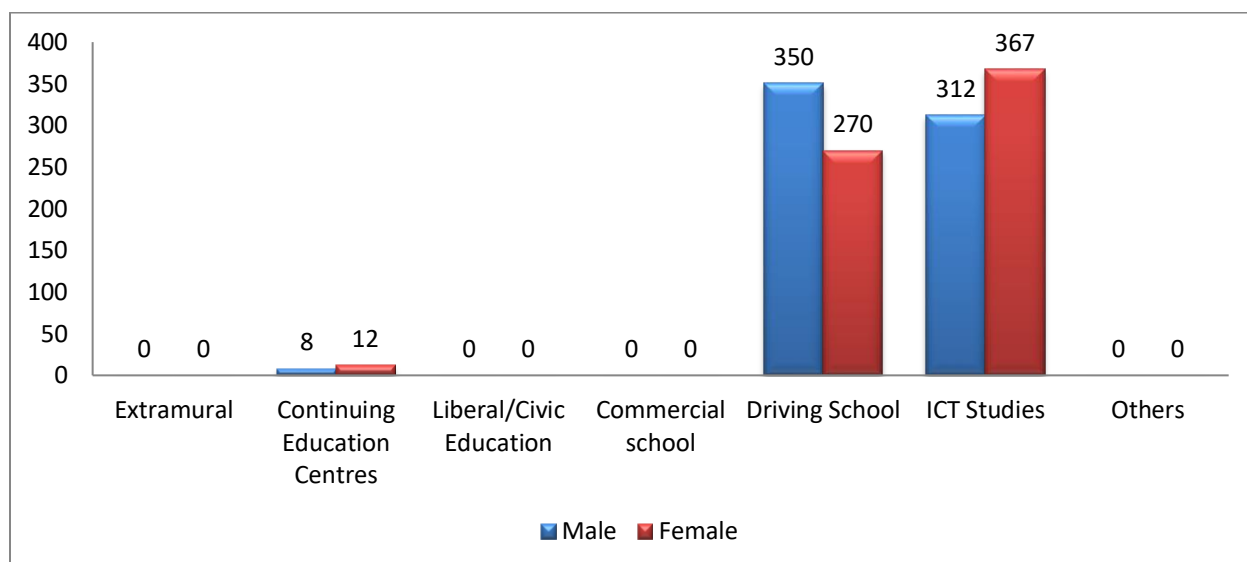


Figure 5.0.6: Private Continuing Education Enrolment by Target

Table 5.0.6 Public Continuing Education Enrolment by Class

Class	Male	Female	Total
JS1	207	403	610
JS2	112	277	389
JS3	143	304	447
SS1	136	254	390
SS2	88	160	248
SS3	324	338	662
TOTAL	1010	1736	2746

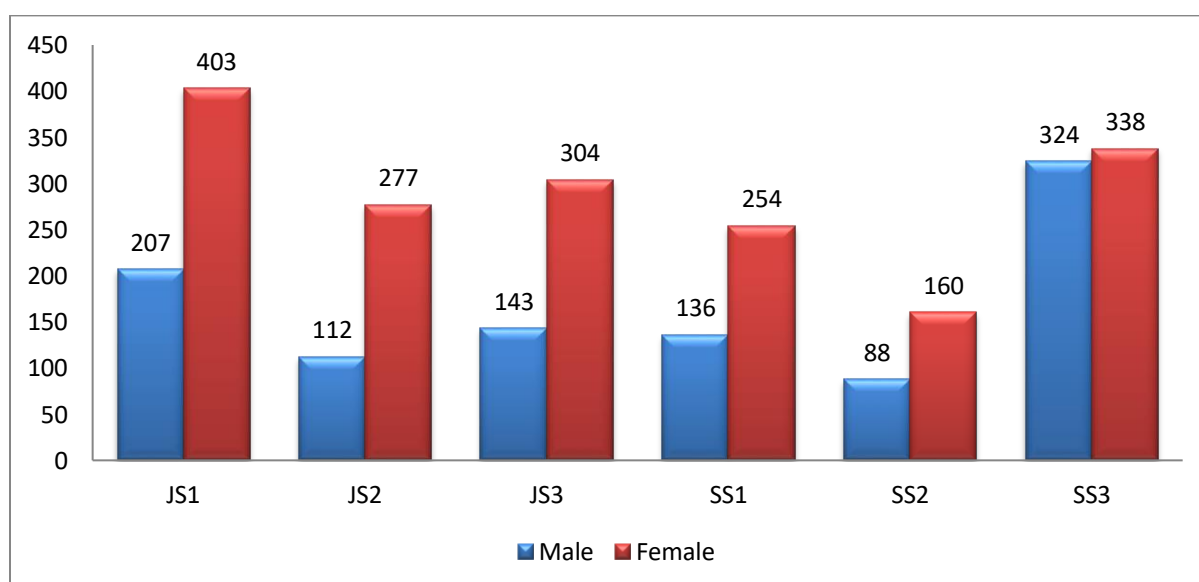


Figure 5.0.7: Public Continuing Education Enrolment by Class

Table 5.0.7 Private Continuing Education Enrolment by Class

Class	Male	Female	Total
JS1	549	522	1071
JS2	0	0	0
JS3	3	3	6
SS1	0	0	0
SS2	0	0	0
SS3	118	124	242
TOTAL	670	649	1319

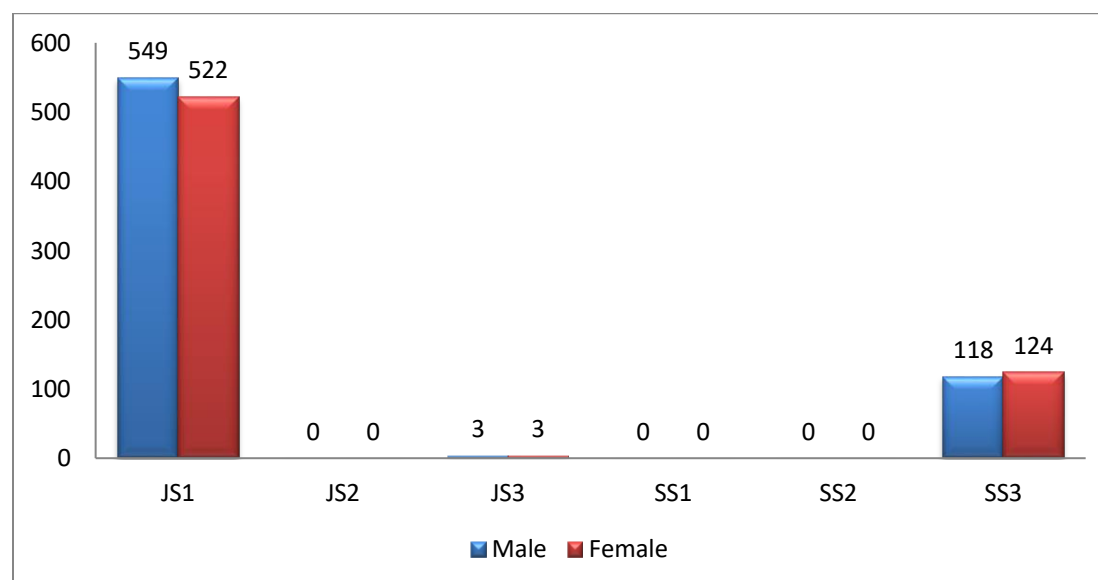


Figure 5.0.8: Private Continuing Education Enrolment by Class

5.4 Vocational Education

Table 5.0.8: Public Vocational Education Enrolment by Target

Target	Male	Female	Total
Fashion	16	75	91
Foods And Drinks	19	35	54
Cosmetics	0	0	0
Artisan Skills	406	67	473
ICT	169	167	336
Agric Related Skills	249	59	308
Traditional/Indigenous	123	128	251
Others	0	0	0
Total	982	531	1,513

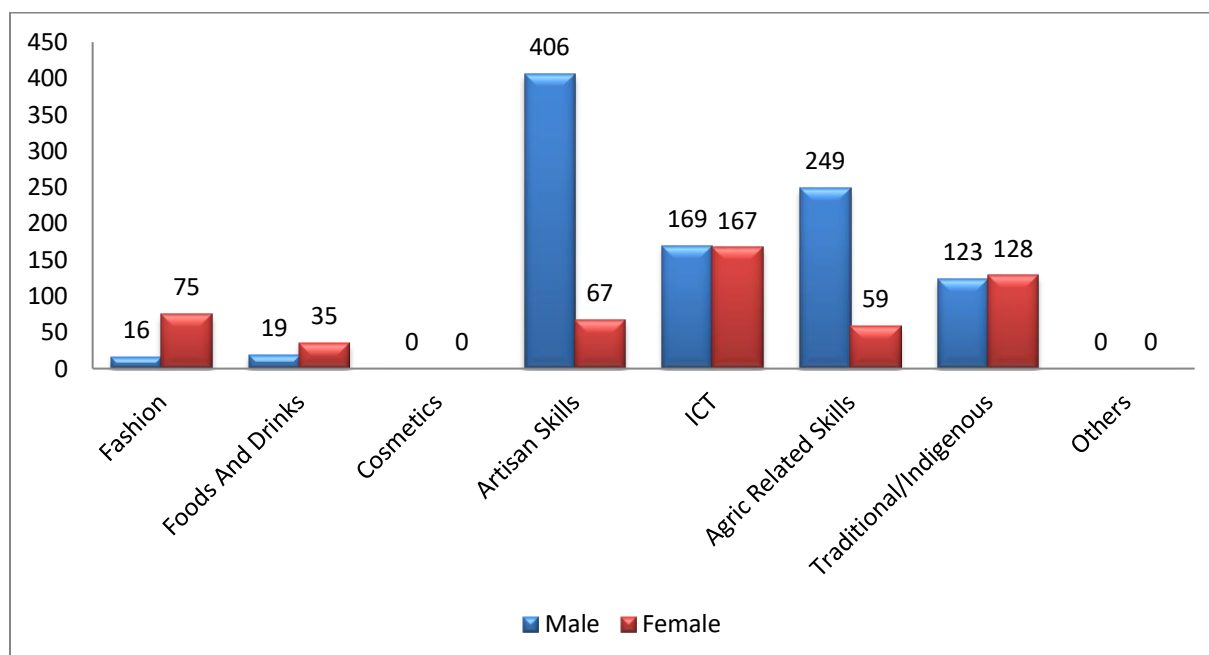


Figure 5.0.9: Public Vocational Education Enrolment by Target

Table 5.0.9: Public Vocational Education Enrolment by Class

Class	Male	Female	Total
VIE	346	220	566
VOC1	199	87	286
VOC2	239	122	361
VOC3	198	102	300
TOTAL	982	531	1,513

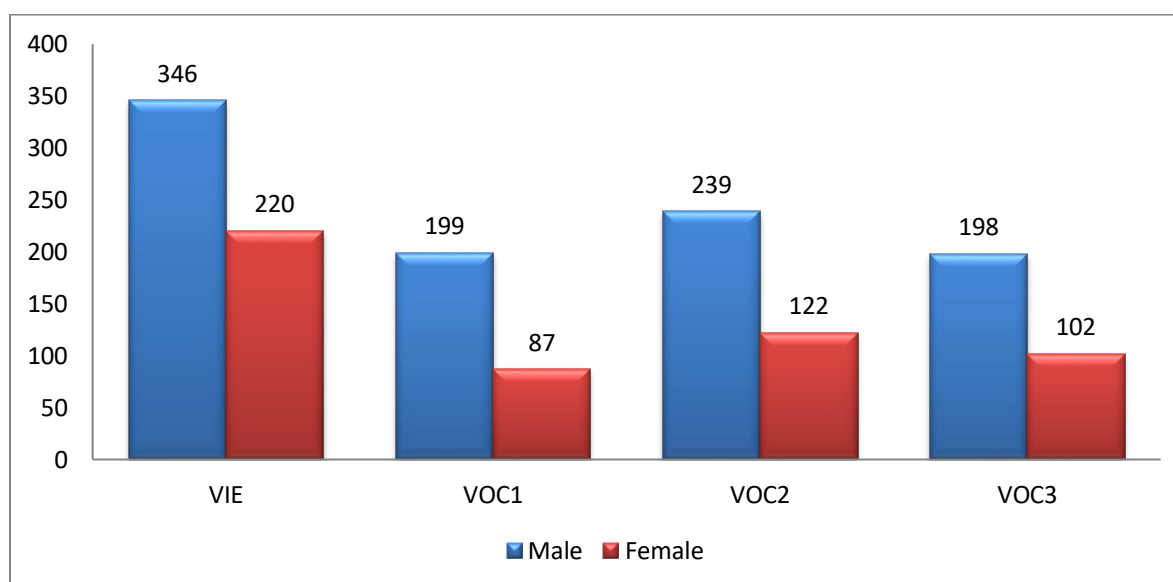


Figure 5.0.10: Public Vocational Education Enrolment by Class

Table 5.0.10: Public Non Formal Facilitators by Gender and Programme

Programme	Male	Female	Total
Continuing Education	62	50	112
Literacy Education	134	162	296
Vocational Education	125	37	162
TOTAL	321	249	570

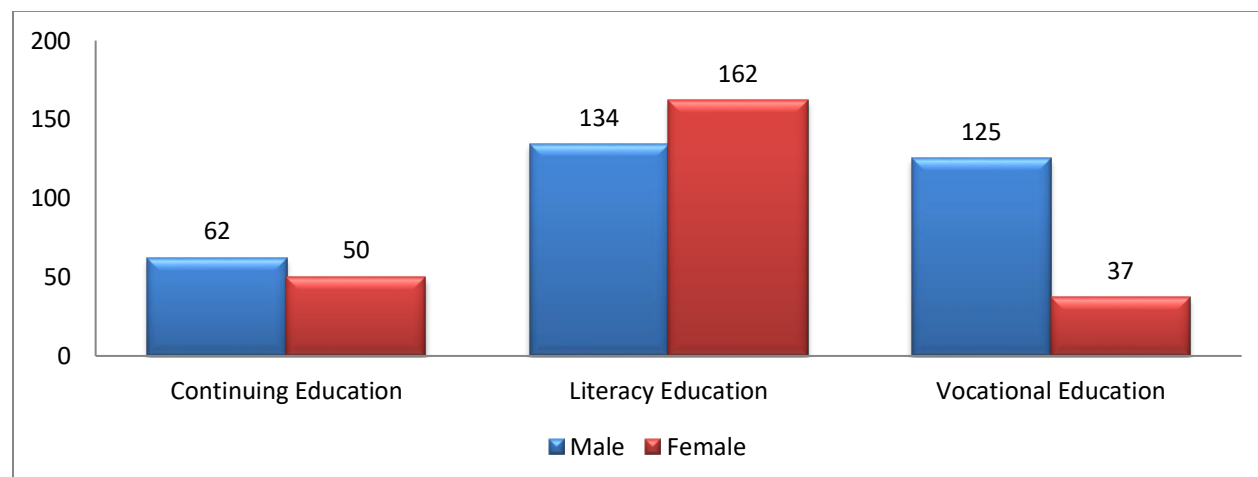


Figure 5.0.11: Public Non Formal Facilitators by Gender and Programme

Table 5.0.11: Private Non Formal Facilitators by Gender and Programme

Programme	Male	Female	Total
Continuing Education	204	37	241
Literacy Education	115	113	128
Vocational Education	0	0	0
TOTAL	319	150	369

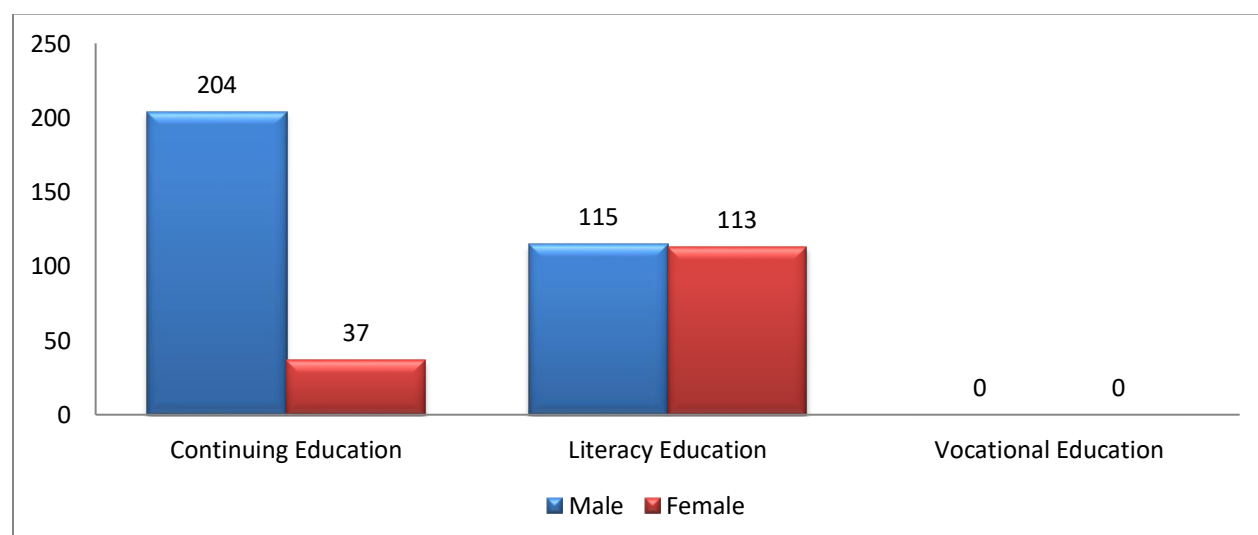


Figure 5.0.12: Private Non Formal Facilitators by Gender and Programme

6.0 TERTIARY EDUCATION

6.1 COLLEGE OF EDUCATION

6.2 SCHOOLS IN THE COLLEGE OF EDUCATION

- i. Pre-NCE
- ii. School of Science
- iii. School of Arts And Social Studies
- iv. School of Languages
- v. School of Vocational And Technical Education
- vi. School of Education

Table 6.0.1: Enrolment of the College of Education

Schools	Male	Female	Total
Pre NCE	121	149	270
School of Science	149	218	367
School of Arts & Social Studies	326	516	842
School of Languages	176	368	544
School of Vocational & Technical Education	235	509	744
School of Education	36	107	143
Total	1,043	1,867	2,910

Table 6.0.2: College Lecturers by School, Qualification & Gender

School	Doctorate	Masters	Post Grad Diploma	First Degree	Others
School of Science	2	8	2	14	-
School of Arts & Social Studies	3	22	3	52	-
School of Languages	1	9	2	14	-
School of Vocational & Technical Education	2	10	4	15	-
School of Education	-	-	-	-	-
Other	1	20	-	25	-
Total	9	69	11	120	

Table 6.0.3 College Lecturers by Gender and Teaching Qualification

Category	With Teaching Qualification		Without Teaching Qualification	
	M	F	M	F
Doctorate	4	5	-	-
Masters	25	30	11	3
Post Grad Diploma	8	3	-	-
First Degree	80	64	12	11
Others	17	22	-	-
Total	134	124	23	14

6.3 COLLEGE FACILITIES

Table 6.0.4 Lecture Facilities

Item	2009/2010	2010/2011
Lecture Rooms	30	30
Lecture Halls	4	4
Lecture Theaters	-	-
Labs	8	8

Table 6.0.5 Other Facilities

Item	Main Source	Alternate	
Electricity	PHCN	Generator	
Water	Bore Hole	Water Tanker	
Item	Sick Bay/Clinic	First Aid Kit	
Health Facility	1	1	
Item	Method	First Aid Kit	
Waste Disposal	Open Air Burning	1	
Item	PIT	VIP	WC
Toilets	-	-	✓

Table 6.0.6 Hostel Facilities

Item	Number
Hostels Blocks	2
Common Rooms/Lounge	1
Dining Halls	-
Laundry Facilities	-
Kitchen Facilities	-

Table 6.0.7 Sports Facilities

Item	Number
Football Pitch	1
Track and Field	1
Handball Court	1
Lawn Tennis Court	1
Basketball Court	1
Volleyball Court	1
Badminton Court	2
Table Tennis Set	1

Table 6.0.8 College Gardens/Farms

Item	Number
Vegetable	1
Poultry	1
Livestock	1
Orchard	1
Fish Pond	1

Table 6.0.9 College Professional Staff

Item	Number
Doctors	1
Matrons	3
Nurses	4
Pharmacists	-
Community Health Officers	2
Porters (Male Hostel)	3
Porters (Female Hostel)	3

7.0 FCT 2010/2011 EDUCATION INDICATORS

Table 7.0.1 Gross Enrolment Ratio for Primary (GER)

Level of Education	Boys	Girls	Total
Primary	85.0%	79.9%	82.4%
Junior Secondary	87.4%	78.4%	82.7%

Table 7.0.2 Net Enrolment Rate for Primary & JSS (NER)

Level of Education	Boys	Girls	Total
Primary	71%	67%	69%
Junior Secondary	57.6%	50.5%	53.9%

Table 7.0.3 Gross Intake Ratio for Primary (GIR)

Level of Education	Boys	Girls	Total
Primary	46.2%	44.0%	45.1%

Table 7.0.4 Net Intake Ratio for Primary (NIR)

Level of Education	Boys	Girls	Total
Primary	59.5%	55.9%	57.7%

Table 7.0.5 Pupil/Student – Teacher Ratio (PSTR)

Level of Education	Public (PSTR)	Private (PSTR)
Primary	1:30	1:8
Junior Secondary	1:25	1:7
Senior Secondary	1:14	1:7

Table 7.0.6 Pupil/Student – Qualified Teacher Ratio (PSQTR)

Level of Education	Public (PSQTR)
Primary	1:31
Junior Secondary	1:25
Senior Secondary	1:15

Table 7.0.7 % FEMALE TEACHERS

Level of Education	Public	Private
Primary	56.9%	67.6%
Junior Secondary	58.8%	47.9%
Senior Secondary	54.9%	42.7%

Table 7.0.8 % Qualified Female Teachers

Level of Education	Public
Primary	56.9%
Junior Secondary	59.1%
Senior Secondary	54.9%

Table 7.0.9 Pupil/Student – Classroom Ratio (PSCR)

Level of Education	Public (PSCR)
Primary	1:51
Junior Secondary	1:72
Senior Secondary	1:50

Table 7.0.10 Pupil/Student – Toilet Ratio (PSToR)

Level of Education	Public (PSToR)
Primary	1:131
Junior Secondary	1:235
Senior Secondary	1:47

8.0 LIST OF PUBLIC AND PRIVATE SCHOOLS IN THE FCT

8.1 PUBLIC PRIMARY SCHOOLS BY AREA COUNCIL

Table 8.0.1 Public Primary Schools in Abaji Area Council

S/N	School Code	School Name	Male	Female	Total
1	FCP00618	LEA PRIMARY SCHOOL MAWOGI	125	84	209
2	FCP10413	LEA PRIMARY SCHOOL RAFIN DAJI	124	80	204
3	FCP00599	LEA PRIMARY SCHOOL GASAKPA I	97	53	150
4	FCP00608	LEA PRIMARY SCHOOL DAGUN	57	50	107
5	FCP10415	LEA PRIMARY SCHOOL FUKA JAMIGBE	51	62	113
6	FCP01027	NOMADIC PRIMARY SCHOOL GAWU	40	59	99
7	FCP00628	LEA PRIMARY SCHOOL SABON-GURARA	132	104	236
8	FCP00633	LEA PRIMARY SCHOOL TEKPESE	57	9	66
9	FCP00607	LEA PRIMARY SCHOOL BARI BARI	61	25	86
10	FCP00605	LEA PRIMARY SCHOOL GULLIDAN	61	10	71
11	FCP00610	LEA PRIMARY SCHOOL KPACHE	59	62	121
12	FCP00589	LEA PRIMARY SCHOOL DOGON-RUWA	191	124	315
13	FCP00604	LEA PRIMARY SCHOOL ADAGBA	104	75	179
14	FCP10937	LEA PRIMARY SCHOOL POZHI	37	37	74
15	FCP00583	LEA PRIMARY SCHOOL AGWARA	115	75	190
16	FCP00600	LEA PRIMARY SCHOOL GURDI	74	75	149
17	FCP00634	LEA PRIMARY SCHOOL TUNGA USMAN	112	92	204
18	FCP00598	LEA PRIMARY SCHOOL EBAGI	159	136	295
19	FCP01046	NOMADIC PRIMARY SCHOOL AGYANA	68	76	144
20	FCP00601	LEA PRIMARY SCHOOL MAMAGI	51	49	100
21	FCP01041	LEA PRIMARY SCHOOL NANDA	51	50	101
22	FCP00611	LEA PRIMARY SCHOOL KUTARA	143	46	189
23	FCP01024	LEA PRIMARY SCHOOL PAIKON-BASSA	15	12	27
24	FCP01022	LEA PRIMARY SCHOOL KWAKWA	35	11	46
25	FCP01018	LEA PRIMARY SCHOOL KWAKWATA	78	40	118
26	FCP00597	LEA PRIMARY SCHOOL ALU	73	80	153
27	FCP01023	LEA PRIMARY SCHOOL CHAKUMI	34	22	56
28	FCP10414	LEA PRIMARY SCHOOL PANDAGI GBAKO	66	45	111
29	FCP00609	LEA PRIMARY SCHOOL EKKI	57	33	90
30	FCP10317	LEA PRIMARY SCHOOL RIMBA	83	77	160
31	FCP00616	LEA PRIMARY SCHOOL WADAGI/MAMAGI	114	134	248
32	FCP00931	LEA PRIMARY SCHOOL GBOGBODO	66	64	130
33	FCP00612	LEA PRIMARY SCHOOL LAFIYAN-YABA	54	32	86
34	FCP00613	LEA PRIMARY SCHOOL TUPA	44	46	90
35	FCP01026	LEA ISLAMIYYA PRIMARY SCHOOL AYAURA	174	182	356
36	FCP10939	LEA PRIMARY SCHOOL CHAPU	33	41	74
37	FCP00794	NOMADIC PRIMARY SCHOOL GONAN ADAMU SHUAIBU	132	98	230
38	FCP00795	LEA PRIMARY SCHOOL KEKESHI	113	121	234

39	FCP00221	LEA PRIMARY SCHOOL KUTADA	59	36	95
40	FCP01025	LEA PRIMARY SCHOOL KITIKPA GAWU	61	47	108
41	FCP00591	LEA PRIMARY SCHOOL GIGBE	155	94	249
42	FCP01021	LEA PRIMARY SCHOOL GAWU CENTRAL	279	213	492
43	FCP00622	SCIENCE PRIMARY SCHOOL ABAJI	533	538	1071
44	FCP01020	LEA PRIMARY SCHOOL ANGWAN GWANDARA	142	123	265
45	FCP00602	LEA PRIMARY SCHOOL YELWA GAWU	154	125	279
46	FCP01019	LEA PRIMARY SCHOOL GASAKPA II	72	52	124
47	FCP00624	LEA PRIMARY SCHOOL YABA	854	496	1350
48	FCP00606	LEA PRIMARY SCHOOL PANDAGI	132	123	255
49	FCP00627	LEA PRIMARY SCHOOL SABON-GARI	898	933	1831
50	FCP00625	PILOT SCIENCE PRIMARY SCHOOL AGYANA	307	295	602
51	FCP10940	LEA PRIMARY SCHOOL RIMBA GWARI	9	18	27
52	FCP00617	LEA PRIMARY SCHOOL MANDEREGI	209	207	416
53	FCP00581	LEA PRIMARY SCHOOL ABAJI WEST	511	303	814
54	FCP00596	LEA PRIMARY SCHOOL NAHARATI TSOHO	269	234	503
55	FCP00579	LEA MODEL PRIMARY SCHOOL ABAJI	379	384	763
56	FCP00580	LEA PRIMARY SCHOOL ABAJI SOUTH	374	369	743
57	FCP01028	LEA PRIMARY SCHOOL ABAJI EAST	509	495	1004
58	FCP00619	LEA PRIMARY SCHOOL NAHARATI SABO	268	284	552
59	FCP11131	SCIENCE PRIMARY SCHOOL NUKU	549	592	1141

Table 8.0.2 Public Primary Schools in Bwari Area Council

S/N	School Code	School Name	Male	Female	Total
1	FCP00678	LEA PRIMARY SCHOOL GUDUPE	97	107	204
2	FCP00715	LEA PRIMARY SCHOOL SHISHIPE	122	134	256
3	FCP00655	LEA PRIMARY SCHOOL JIKOKO	89	61	150
4	FCP00691	NOMADIC PRIMARY SCHOOL MPAPE	147	82	229
5	FCP00684	LEA PRIMARY SCHOOL ZHIGAKUCHI	90	95	185
6	FCP00702	LEA PRIMARY SCHOOL GALUNIYI	99	91	190
7	FCP10201	LEA PRIMARY SCHOOL KARAKO	57	45	102
8	FCP10207	LEA PRIMARY SCHOOL PANUNUKE	55	43	98
9	FCP00689	NOMADIC PRIMARY SCHOOL DUTSE ALHAJI	83	76	159
10	FCP10205	LEA PRIMARY SCHOOL BMUKO	76	89	165
11	FCP00656	LEA PRIMARY SCHOOL KAIMA	19	16	35
12	FCP10211	LEA PRIMARY SCHOOL SABON YAZHIDNA	71	54	125
13	FCP00667	LEA PRIMARY SCHOOL KUTE	97	107	204
14	FCP00662	LEA PRIMARY SCHOOL KIKUMI	45	20	65
15	FCP00700	LEA PRIMARY SCHOOL PIKO	49	52	101
16	FCP00692	LEA NOMADIC PRIMARY SCHOOL KAWU	100	116	216

17	FCP00686	LEA PRIMARY SCHOOL KUKMIN DANUDU	112	99	211
18	FCP00695	NOMADIC PRIMARY SCHOOL SHERE	19	6	25
19	FCP00708	LEA PRIMARY SCHOOL RUNJIN KAWU	64	57	121
20	FCP10949	NOMADIC PRIMARY SCHOOL ZUMA 2	18	27	45
21	FCP00676	LEA PRIMARY SCHOOL ANGWAR PAWA	48	82	130
22	FCP00720	LEA PRIMARY SCHOOL TOKOLO	61	51	112
23	FCP00951	LEA PRIMARY SCHOOL KAURI	78	84	162
24	FCP00683	LEA PRIMARY SCHOOL SUMPE	81	76	157
25	FCP00645	LEA PRIMARY SCHOOL DOKUMA	54	41	95
26	FCP00713	LEA PRIMARY SCHOOL SHERE KORO	216	200	416
27	FCP10206	LEA PRIMARY SCHOOL KUCHIKO	53	67	120
28	FCP10210	NOMADIC PRIMARY SCHOOL USHAFA	57	56	113
29	FCP10953	LEA PRIMARY SCHOOL TUNGAN ADAKA GBAGYI	66	67	133
30	FCP0067	LEA PRIMARY SCHOOL KARAVA	60	82	142
31	FCP10955	LEA PRIMARY SCHOOL RAFIN DEIDEI	121	118	239
32	FCP00685	LEA PRIMARY SCHOOL KAWU	201	157	358
33	FCP00706	LEA PRIMARY SCHOOL YAUPE	49	53	102
34	FCP01057	NOMADIC PRIMARY SCHOOL BARANGONI	66	63	129
35	FCP00639	LEA PRIMARY SCHOOL BARANGONI	135	170	305
36	FCP00670	LEA PRIMARY SCHOOL GUTO	30	30	60
37	FCP10957	LEA PRIMARY SCHOOL PADAN GBAGYI	60	55	115
38	FCP10958	LEA PRIMARY SCHOOL TUNGAN BIJIMI	97	92	189
39	FCP10959	ECC TUDUN WADA KAWU	50	41	91
40	FCP00671	LEA PRIMARY SCHOOL KATAMPE	117	108	225
41	FCP00646	LEA PRIMARY SCHOOL DURUMI - BWARI	58	44	102
42	FCP00673	LEA PRIMARY SCHOOL MPAPE	1033	1030	2063
43	FCP00652	LEA PRIMARY SCHOOL IGU	159	99	258
44	FCP00574	LEA PRIMARY SCHOOL DUTSE-SAGWARI	473	448	921
45	FCP00677	LEA PRIMARY SCHOOL DAWAKI	298	286	584
46	FCP00647	LEA PRIMARY SCHOOL DUTSE ALHAJI	1194	1426	2620
47	FCP10944	LEA PRIMARY SCHOOL DUTSE BAUPMA	142	118	260
48	FCP10947	LEA PRIMARY SCHOOL USAMA - DAM	168	161	329
49	FCP00966	LEA PRIMARY SCHOOL TUDUN WADA	249	284	533
50	FCP10214	LEA PRIMARY SCHOOL SABON GARI	136	145	281
51	FCP10951	LEA YERO MEMORIAL NURSERY PRIMARY SCHOOL	136	138	274
52	FCP00680	LEA PRIMARY SCHOOL KOGO II	204	183	387
53	FCP10952	LEA PRIMARY SCHOOL DAKWA 1	225	255	480
54	FCP00666	LEA CHILD FRIENDLY INITIATIVE SCHOOL USHAFA	314	311	625
55	FCP00672	LEA PRIMARY SCHOOL KUCHIBUYI	93	93	186
56	FCP00681	LEA PRIMARY SCHOOL KURUDU	219	208	427
57	FCP01042	LEA PRIMARY SCHOOL IJAYAPI BYAZHIN	303	337	640

58	FCP00669	LEA PRIMARY SCHOOL GABA	80	67	147
59	FCP01044	LEA PRIMARY SCHOOL GYEYIDNA	38	28	66
60	FCP00696	NOMANIC PRIMARY SCHOOL TUDUN FULANI	345	341	686
61	FCP00674	LEA PRIMARY SCHOOL ZHIKO	81	77	158
62	FCP00688	LEA MODEL PRIMARY SCHOOL BWARI	758	697	1455
63	FCP10204	LEA PRIMARY SCHOOL RUNJI DAKWA	187	220	407
64	FCP10203	LEA PRIMARY SCHOOL GBAZANGO	391	465	856
65	FCP10202	LEA PRIMARY SCHOOL JIBI	343	364	707
66	FCP00661	LEA PRIMARY SCHOOL KUBWA IV	196	242	438
67	FCP00699	LEA PRIMARY SCHOOL PEYI	448	351	799
68	FCP00701	SCIENCE PRIMARY SCHOOL BWARI	1122	1165	2287
69	FCP00668	LEA PRIMARY SCHOOL BYAZHIN	517	664	1181
70	FCP00575	LEA PRIMARY SCHOOL KUBWA I	497	576	1073
71	FCP00660	LEA MODEL PRIMARY KUBWA III	674	912	1586
72	FCP00682	LEA PRIMARY SCHOOL RAFIN DEI-DEI	965	712	1677
73	FCP00572	NOMADIC PRIMARY SCHOOL DAKWA	466	460	926
74	FCP10977	LEA PRIMARY SCHOOL GBAGALAPE	592	538	1130
75	FCP10013	LEA PRIMARY SCHOOL KUBWA II	1198	1123	2321
76	FCP00963	LEA YERO MEMORIAL NURSERY AND PRIMARY SCHOOL	161	156	317

Table 8.0.3 Public Primary Schools in Gwagwalada Area Council

S/N	School Code	School Name	Male	Female	Total
1	FCP00367	LEA PRIMARY SCHOOL RAFIN -ZURFI	170	180	350
2	FCP00569	LEA PRIMARY SCHOOL KAIDA SABO	167	101	268
3	FCP00357	LEA PRIMARY SCHOOL WUNA	93	101	194
4	FCP00342	LEA PRIMARY SCHOOL KUTUNKU I	109	101	210
5	FCP00385	LEA PRIMARY SCHOOL PASSO	147	153	300
6	FCP00354	LEA PRIMARY SCHOOL KWALITA	73	31	104
7	FCP00353	LEA PRIMARY SCHOOL IBWA II	112	80	192
8	FCP00349	LEA PRIMARY SCHOOL KWAIMUKU	59	40	99
9	FCP00346	LEA PRIMARY SCHOOL WUMI	96	74	170
10	FCP10316	LEA PRIMARY SCHOOL GOYI	65	64	129
11	FCP00732	LEA PRIMARY SCHOOL BARGADA	67	34	101
12	FCP10956	LEA PRIMARY SCHOOL DAWAKI	52	48	100
13	FCP00348	LEA PRIMARY SCHOOL PAGADNA I	80	61	141
14	FCP00335	LEA PRIMARY SCHOOL KACE	67	41	108
15	FCP00362	LEA PRIMARY SCHOOL KASANKI	146	91	237
16	FCP00356	LEA PRIMARY SCHOOL TSAUNI	177	192	369
17	FCP00364	LEA PRIMARY SCHOOL GURFATA	148	80	228
18	FCP01030	NOMADIC PRIMARY SCHOOL GWAKO	117	83	200

19	FCP01038	NOMADIC PRIMARY SCHOOL JAYI	106	71	177
20	FCP00318	LEA PRIMARY SCHOOL KAIDA TSOHO	89	80	169
21	FCP00798	LEA PRIMARY SCHOOL LEDI I	121	112	233
22	FCP00316	LEA PRIMARY SCHOOL DADABIRI	71	58	129
23	FCP00382	NOMADIC PRIMARY SCHOOL PAIKON KORE	46	35	81
24	FCP00320	LEA PRIMARY SCHOOL DNALITA	131	62	193
25	FCP00360	LEA PRIMARY SCHOOL CHEZOKO	86	78	164
26	FCP00340	LEA PRIMARY SCHOOL IBWA I	324	218	542
27	FCP01039	LEA PRIMARY SCHOOL CHITUMU	132	78	210
28	FCP00398	LEA PRIMARY SCHOOL SHAGA	20	23	43
29	FCP00359	LEA PRIMARY SCHOOL TUNGAN-LADAN	116	66	182
30	FCP01031	NOMADIC PRIMARY SCHOOL GANGARE DOBI	59	67	126
31	FCP10961	SPECIAL EDUCATION RESOURCE	9	5	14
32	FCP00330	LEA PRIMARY SCHOOL IKAH	62	41	103
33	FCP00332	LEA ISLAMIYYA PRIMARY SCHOOL PAHSE I	223	203	426
34	FCP10964	LEA PRIMARY SCHOOL DAKO	47	31	78
35	FCP00355	LEA PRIMARY SCHOOL PABEYI	141	85	226
36	FCP00363	LEA PRIMARY SCHOOL MAILAUNI	145	106	251
37	FCP00341	LEA PRIMARY SCHOOL IKWA	207	173	380
38	FCP00399	LEA PRIMARY SCHOOL SHANAGU	149	122	271
39	FCP00409	LEA PRIMARY SCHOOL YELWAN ZUBA	65	63	128
40	FCP00321	LEA PRIMARY SCHOOL DUKPA	295	307	602
41	FCP00974	LEA PRIMARY SCHOOL SHIDNA	36	29	65
42	FCP00325	LEA PRIMARY SCHOOL GAJI	40	22	62
43	FCP00970	PILOT SCIENCE PRIMARY SCHOOL GWAGWALADA	1462	1193	2655
44	FCP00563	NOMADIC PRIMARY SCHOOL DUKPA	58	102	160
45	FCP00324	LEA GADO NASKO SCIENCE PRIMARY SCHOOL	734	776	1510
46	FCP00368	LEA PRIMARY SCHOOL GWAKO	614	554	1168
47	FCP10936	LEA PRIMARY SCHOOL ESTATE	711	579	1290
48	FCP01040	LEA PRIMARY SCHOOL KUTUNKU II	699	635	1334
49	FCP00350	LEA PRIMARY SCHOOL PAIKON KORE	453	409	862
50	FCP00730	LEA PRIMARY SCHOOL ANGWAN DODO	424	442	866
51	FCP00410	LEA PRIMARY SCHOOL YIMI-MACHADNA	680	605	1285
52	FCP00317	LEA PRIMARY SCHOOL DAGIRI	680	685	1365
53	FCP00345	LEA PRIMARY SCHOOL GIRI	698	481	1179
54	FCP00351	LEA PRIMARY SCHOOL ANAGADA	499	403	902
55	FCP00411	LEA PRIMARY SCHOOL TUNGAN MAJE	916	769	1685
56	FCP00358	LEA PRIMARY SCHOOL ZUBA	2911	2837	5748
57	FCP00352	LEA PRIMARY SCHOOL DOBI	687	612	1299

Table 8.0.4 Public Primary Schools in Kuje Area Council

S/N	School Code	School Name	Male	Female	Total
1	FCP00216	LEA PRIMARY SCHOOL KABIN KASA	131	81	212
2	FCP00201	LEA PRIMARY SCHOOL GBAUPE	134	136	270
3	FCP10072	LEA PRIMARY SCHOOL TUGBA	64	62	126
4	FCP00954	LEA PRIMARY SCHOOL KASHIMORO	25	30	55
5	FCP00280	LEA PRIMARY SCHOOL ODU	98	63	161
6	FCP10073	LEA PRIMARY SCHOOL CHETA	32	40	72
7	FCP00247	LEA PRIMARY SCHOOL BIDDA	97	63	160
8	FCP00250	LEA PRIMARY SCHOOL GAWU	57	61	118
9	FCP00234	LEA PRIMARY SCHOOL RUBOKYA	43	65	108
10	FCP10071	LEA PRIMARY SCHOOL BUZUNKURE	48	61	109
11	FCP00236	LEA PRIMARY SCHOOL GAYE	31	46	77
12	FCP10198	LEA PRIMARY SCHOOL SUNDABA	219	245	464
13	FCP00262	LEA PRIMARY SCHOOL JINJINGBA	58	63	121
14	FCP10943	LEA PRIMARY SCHOOL KUWYIZHI	68	55	123
15	FCP00267	LEA PRIMARY SCHOOL GASHE	49	73	122
16	FCP00205	LEA PRIMARY SCHOOL GADORO	73	62	135
17	FCP00295	LEA PRIMARY SCHOOL SHAJI	56	60	116
18	FCP00185	LEA PRIMARY SCHOOL ACHIMBI	90	66	156
19	FCP00214	LEA PRIMARY SCHOOL JIGBA	52	53	105
20	FCP00213	LEA PRIMARY SCHOOL JEIDA	163	145	308
21	FCP10285	LEA PRIMARY SCHOOL GUNAGU	84	45	129
22	FCP00204	LEA PRIMARY SCHOOL GODOJI	60	69	129
23	FCP00200	LEA PRIMARY SCHOOL GBAUKUCHI	89	74	163
24	FCP01037	LEA PRIMARY SCHOOL TAKWA	51	67	118
25	FCP00207	LEA PRIMARY SCHOOL GUDE	80	83	163
26	FCP00283	LEA PRIMARY SCHOOL BUGAKO	20	19	39
27	FCP00292	LEA PRIMARY SCHOOL LANTO	37	38	75
28	FCP00035	LEA PRIMARY SCHOOL SABO	93	119	212
29	FCP00258	LEA PRIMARY SCHOOL DIBEFADAMA	88	64	152
30	FCP00229	LEA PRIMARY SCHOOL MAYE	123	126	249
31	FCP00952	LEA PRIMARY SCHOOL SHADADI	116	146	262
32	FCP00245	LEA PRIMARY SCHOOL AGWAI	93	61	154
33	FCP00199	LEA PRIMARY SCHOOL GBAMFA	301	377	678
34	FCP00217	LEA PRIMARY SCHOOL KANGO	40	49	89
35	FCP00233	LEA PRIMARY SCHOOL KASADA	76	85	161
36	FCP00266	LEA PRIMARY SCHOOL CHIDA	70	74	144
37	FCP00263	LEA PRIMARY SCHOOL KUJE	24	22	46
38	FCP00270	LEA PRIMARY SCHOOL TUKUBA	80	51	131
39	FCP00202	LEA PRIMARY SCHOOL GIDANBAWA	68	48	116

40	FCP00279	NOMADIC PRIMARY SCHOOL TUKPEKI-KUJE	105	125	230
41	FCP00241	LEA PRIMARY SCHOOL TOTON GABIYA	265	217	482
42	FCP00256	LEA PRIMARY SCHOOL YANGA	96	70	166
43	FCP00286	LEA PRIMARY SCHOOL BAMISHI	76	86	162
44	FCP00238	LEA PRIMARY SCHOOL KUSAKI	77	58	135
45	FCP00264	LEA PRIMARY SCHOOL SUNGBA	100	92	192
46	FCP10069	LEA PRIMARY SCHOOL KAH0-DAHANNU	46	49	95
47	FCP00190	LEA PRIMARY SCHOOL CHIBIRI	124	89	213
48	FCP00265	LEA PRIMARY SCHOOL TIKA	125	85	210
49	FCP00254	LEA PRIMARY SCHOOL PAGI	249	224	473
50	FCP00281	LEA PRIMARY SCHOOL OPE	283	278	561
51	FCP00269	LEA PRIMARY SCHOOL MUNU	0	0	0
52	FCP00257	LEA PRIMARY SCHOOL YENCHE	86	125	211
53	FCP01033	LEA PRIMARY SCHOOL TUKPECHI	64	77	141
54	FCP00246	LEA PRIMARY SCHOOL ATTA KO	225	216	441
55	FCP00189	LEA PRIMARY SCHOOL UKYA	287	290	577
56	FCP00232	LEA PRIMARY SCHOOL GOMBE	66	41	107
57	FCP00211	LEA PRIMARY SCHOOL HUNI	69	50	119
58	FCP00194	LEA PRIMARY SCHOOL DUDA	155	132	287
59	FCP00259	LEA PRIMARY SCHOOL BUGA	53	57	110
60	FCP00268	LEA PRIMARY SCHOOL HUNI GWARI	47	24	71
61	FCP00242	LEA PRIMARY SCHOOL ZAGABUTU	105	75	180
62	FCP00296	LEA PRIMARY SCHOOL ADEGBA TASHARA	92	88	180
63	FCP00244	LEA PRIMARY SCHOOL AFFA	80	75	155
64	FCP00218	LEA PRIMARY SCHOOL KUJEKWA	165	176	341
65	FCP00311	NOMADIC PRIMARY SCHOOL UGBADA	5	9	14
66	FCP00223	LEA PRIMARY SCHOOL TUDE	63	47	110
67	FCP00193	LEA PRIMARY SCHOOL DNAGO	33	29	62
68	FCP10960	LEA PRIMARY SCHOOL DIBE KASA	78	82	160
69	FCP00225	LEA PRIMARY SCHOOL GBEDE	31	26	57
70	FCP00298	LEA PRIMARY SCHOOL GBOGU	63	65	128
71	FCP00301	LEA PRIMARY SCHOOL KABI MANGORO	230	189	419
72	FCP00198	LEA PRIMARY SCHOOL GAUBE	216	212	428
73	FCP00196	LEA PRIMARY SCHOOL GAFERE	149	109	258
74	FCP00253	LEA PRIMARY SCHOOL KWAKU	135	155	290
75	FCP00260	LEA PRIMARY SCHOOL CHUKUKU	287	297	584
76	FCP00192	LEA PRIMARY SCHOOL DAFARA	254	237	491
77	FCP01034	ABUJA SCHOOL FOR THE HANDICAPPED	102	64	166
78	FCP10934	ABUJA SCHOOL FOR THE DEAF	221	192	413
79	FCP00803	LEA PRIMARY SCHOOL KAYARDA	669	658	1327
80	FCP00271	LEA PRIMARY SCHOOL UBO	256	227	483

81	FCP01036	LEA PRIMARY SCHOOL KUCHIYAKO	118	127	245
82	FCP01035	LEA MODEL PRIMARY SCHOOL KUJE	202	202	404
83	FCP00309	UBE PRIMARY SCHOOL PASALI	432	537	969
84	FCP00272	LEA PRIMARY SCHOOL KIYI	185	177	362
85	FCP00230	LEA PRIMARY SCHOOL DARKA	75	45	120
86	FCP00226	LEA PRIMARY SCHOOL GUDUN KARYA	292	329	621
87	FCP00303	SCIENCE PRIMARY SCHOOL RUBOCHI	536	537	1073
88	FCP00302	SCIENCE PRIMARY SCHOOL KUJE	1782	1657	3439
89	FCP10945	LEA PRIMARY SCHOOL KULO	259	253	512
90	FCP00227	LEA PRIMARY SCHOOL GWARGWADA	204	216	420

Table 8.0.5 Public Primary Schools in Kwali Area Council

S/N	School Code	School Name	Male	Female	Total
1	FCP01053	LEA PRIMARY SCHOOL MONU	45	35	80
2	FCP01049	LEA PRIMARY SCHOOL PANGU	50	21	71
3	FCP01050	LEA PRIMARY SCHOOL DOGON-RUWA	29	15	44
4	FCP00015	LEA PRIMARY SCHOOL FOGBE	35	36	71
5	FCP00069	LEA PRIMARY SCHOOL RIWAZA	25	21	46
6	FCP10941	LEA PRIMARY SCHOOL KPESSELE	39	36	75
7	FCP01001	LEA PRIMARY SCHOOL TAKURO	83	127	210
8	FCP10054	LEA PRIMARY SCHOOL KUNGUNI	67	17	84
9	FCP00062	NOMADIC PRIMARY SCHOOL TUDUN FULANI	24	17	41
10	FCP00031	LEA PRIMARY SCHOOL TUNGA SARKI	92	58	150
11	FCP10942	LEA PRIMARY SCHOOL TUNGAN GULI	58	44	102
12	FCP00066	LEA PRIMARY SCHOOL FUKA	48	54	102
13	FCP10063	LEA PRIMARY SCHOOL SHAPAKATE	78	74	152
14	FCP10056	LEA PRIMARY SCHOOL GUGWA	75	48	123
15	FCP00027	LEA PRIMARY SCHOOL KUNDU	89	26	115
16	FCP00019	LEA PRIMARY SCHOOL GOMANI	64	13	77
17	FCP10060	LEA PRIMARY SCHOOL DAMAKUSA	89	73	162
18	FCP01052	LEA PRIMARY SCHOOL PACHE	22	28	50
19	FCP01045	LEA PRIMARY SCHOOL ELLE	65	45	110
20	FCP00032	LEA PRIMARY SCHOOL LEDA	91	107	198
21	FCP00023	LEA PRIMARY SCHOOL KIGBE	125	141	266
22	FCP00025	LEA PRIMARY SCHOOL KODA	26	26	52
23	FCP00043	LEA PRIMARY SCHOOL FARAKUTI	57	51	108
24	FCP00079	LEA PRIMARY SCHOOL YAMBABU	64	50	114
25	FCP00026	LEA PRIMARY SCHOOL KUKA	156	150	306

26	FCP00003	LEA PRIMARY SCHOOL BUKPE	84	79	163
27	FCP10059	LEA PRIMARY SCHOOL UBOSAIDU	33	32	65
28	FCP00068	LEA PRIMARY SCHOOL PUKAFA	192	164	356
29	FCP00036	LEA PRIMARY SCHOOL MAIKWARI	74	85	159
30	FCP00045	LEA PRIMARY SCHOOL KWAITA TSOHO	29	45	74
31	FCP00078	LEA PRIMARY SCHOOL UBOSHARU	171	158	329
32	FCP00042	LEA PRIMARY SCHOOL DAPA	38	45	83
33	FCP00049	LEA PRIMARY SCHOOL TEKPESE	70	47	117
34	FCP01054	LEA PRIMARY SCHOOL KWAITA GANGARE	40	48	88
35	FCP01056	LEA PRIMARY SCHOOL TUDUN WADA MANGU	44	40	84
36	FCP10050	LEA PRIMARY SCHOOL KAMADI TSOHO	38	34	72
37	FCP10051	LEA PRIMARY SCHOOL CHEKAMI	73	47	120
38	FCP10948	LEA PRIMARY SCHOOL SABO-NGARI	30	40	70
39	FCP10950	LEA PRIMARY SCHOOL KWAITA SABO	45	64	109
40	FCP01055	NOMADIC PRIMARY SCHOOL RUGAN JAGABA	18	45	63
41	FCP00028	LEA PRIMARY SCHOOL KWAITA HAUSA	261	211	472
42	FCP00050	LEA PRIMARY SCHOOL WAKO	328	228	556
43	FCP10053	LEA PRIMARY SCHOOL SHEDA TSOHO	95	98	193
44	FCP00067	LEA PRIMARY SCHOOL KAMADI SABO	40	37	77
45	FCP00076	LEA PRIMARY SCHOOL TATU	74	56	130
46	FCP10417	LEA PRIMARY SCHOOL BWOLO	36	36	72
47	FCP00059	NOMADIC PRIMARY SCHOOL BUNUGO	61	54	115
48	FCP00021	LEA PRIMARY SCHOOL IJA PADA	85	99	184
49	FCP00020	LEA PRIMARY SCHOOL GUMBO	72	85	157
50	FCP00041	LEA PRIMARY SCHOOL DAKA	34	48	82
51	FCP00022	LEA PRIMARY SCHOOL IJATAMPE	90	46	136
52	FCP00315	LEA PRIMARY SCHOOL ANGWAN CASHEW	211	202	413
53	FCP00001	LEA PRIMARY SCHOOL LUKODA	40	28	68
54	FCP00037	LEA PRIMARY SCHOOL SHEDA	365	308	673
55	FCP10015	LEA PRIMARY SCHOOL KUCHIHACHI	56	44	100
56	FCP00956	LEA PRIMARY SCHOOL KUYI	39	34	73
57	FCP01058	LEA PRIMARY SCHOOL SADABA	40	35	75
58	FCP00013	LEA PRIMARY SCHOOL PAI	152	90	242
59	FCP00998	LEA PRIMARY SCHOOL LILAYI BASSA	55	52	107
60	FCP10058	LEA PRIMARY SCHOOL SHAGARI QUARTERS	52	57	109
61	FCP00060	LEA PRIMARY SCHOOL YANGOJI	345	331	676
62	FCP00056	LEA PRIMARY SCHOOL SUKUKU	65	51	116
63	FCP00024	LEA PRIMARY SCHOOL KILANKWA I	123	120	243
64	FCP00047	LEA PRIMARY SCHOOL LILAYI	90	87	177
65	FCP00034	LEA PRIMARY SCHOOL KOROKO	144	133	277
66	FCP00007	LEA PRIMARY SCHOOL DADU	44	39	83

67	FCP00006	LEA PRIMARY SCHOOL CHIKUKU TSOHO	87	80	167
68	FCP00040	LEA PRIMARY SCHOOL CECEYI	62	58	120
69	FCP00048	LEA PRIMARY SCHOOL PETTI	156	148	304
70	FCP10966	NOMADI PRIMARY SCHOOL	8	20	28
71	FCP00053	LEA PRIMARY SCHOOL KILANKWA II	85	92	177
72	FCP11193	NOMADIC PRIMARY SCHOOL GIDAN GALADIMA	8	20	28
73	FCP00008	LEA PRIMARY SCHOOL DAFA	367	254	621
74	FCP00046	LEA PRIMARY SCHOOL YEBU	130	142	272
75	FCP00010	LEA PRIMARY SCHOOL DANGARA	209	245	454
76	FCP10946	LEA PRIMARY SCHOOL ASHARA	145	126	271
77	FCP00033	LEA PRIMARY SCHOOL YEWUTI	252	261	513
78	FCP00039	LEA PRIMARY SCHOOL BONUGO	11	17	28
79	FCP00065	LEA PRIMARY SCHOOL PIRI	273	220	493
80	FCP00018	LEA PRIMARY SCHOOL LAMBATA	217	183	400
81	FCP01047	LEA PRIMARY SCHOOL ALHERI	111	86	197
82	FCP10057	LEA ISLAMIYYA PRIMARY SCHOOL KWALI	84	104	188
83	FCP00044	LEA PRIMARY SCHOOL IJAH DABUTA	102	89	191
84	FCP01048	LEA PRIMARY SCHOOL BAKO	515	531	1046
85	FCP00955	LEA PRIMARY SCHOOL DABI	476	442	918
86	FCP00074	SCIENCE PRIMARY SCHOOL KWALI	680	640	1320

Table 8.0.6 Public Primary Schools in Municipal Area Council

S/N	School Code	School Name	Male	Female	Total
1	FCP00542	LEA PRIMARY SCHOOL OROZO	524	487	1011
2	FCP00793	LEA PRIMARY SCHOOL AZHATA	121	120	241
3	FCP00082	LEA PRIMARY SCHOOL CHORIN-BISA	49	28	77
4	FCP01017	LEA PRIMARY SCHOOL KWONYI	31	15	46
5	FCP00786	LEA PRIMARY SCHOOL KUSAKI	32	19	51
6	FCP10076	LEA PRIMARY SCHOOL LEKA	85	79	164
7	FCP00535	LEA PRIMARY SCHOOL GBO-MADA	32	38	70
8	FCP00501	LEA PRIMARY SCHOOL GUGUGU	43	41	84
9	FCP10075	LEA PRIMARY SCHOOL GIDAN KWANO	62	60	122
10	FCP00492	LEA PRIMARY SCHOOL KETTI	171	205	376
11	FCP00495	LEA PRIMARY SCHOOL KURUDUMA	194	254	448
12	FCP00523	LEA PRIMARY SCHOOL ZHIDU	135	132	267
13	FCP00530	LEA PRIMARY SCHOOL BURUM	114	77	191
14	FCP00098	LEA PRIMARY SCHOOL ZAUDNA	245	210	455
15	FCP10969	LEA PRIMARY SCHOOL NOMADIC CITY GATE	206	187	393
16	FCP01079	LEA PRIMARY SCHOOL KARSANA	87	124	211

17	FCP01081	NOMADIC PRIMARY SCHOOL WASA	81	90	171
18	FCP10018	LEA PRIMARY SCHOOL AIRFORCE BASE	92	87	179
19	FCP10087	NOMADIC PRIMARY SCHOOL KURUNDUMA	37	39	76
20	FCP10080	NOMADIC PRIMARY SCHOOL KUGBO	82	89	171
21	FCP01063	LEA PRIMARY SCHOOL TAKUSHARA	141	119	260
22	FCP00499	LEA PRIMARY SCHOOL WARU	146	126	272
23	FCP10011	LEA PRIMARY SCHOOL DNAKO	50	59	109
24	FCP10085	CHIEF AUDU OGBEH PRIMARY SCHOOL PAIPE	100	89	189
25	FCP01061	LEA PRIMARY SCHOOL WUYE	101	104	205
26	FCP01069	LEA PRIMARY SCHOOL GOFINDNA	98	75	173
27	FCP00932	LEA PRIMARY SCHOOL TOGE SABO	82	100	182
28	FCP01065	LEA NURUDEEN NURSERY AND PRIMARY SCHOOL	122	132	254
29	FCP10095	LEA PRIMARY SCHOOL SABON LUGBE	220	238	458
30	FCP01071	LEA PRIMARY SCHOOL TUNGAN NASARA	110	100	210
31	FCP00933	LEA PRIMARY SCHOOL PIGBA	111	129	240
32	FCP00474	LEA PRIMARY SCHOOL GUI	126	125	251
33	FCP00940	LEA PRIMARY SCHOOL CHIKA	131	166	297
34	FCP00489	LEA PRIMARY SCHOOL KADO SABO	232	261	493
35	FCP00183	LEA PRIMARY SCHOOL WUSE ZONE 3	116	153	269
36	FCP00093	LEA PRIMARY SCHOOL PYAKASA	166	177	343
37	FCP00509	LEA PRIMARY SCHOOL TUNGAN DALLATU	153	87	240
38	FCP00537	LEA PRIMARY SCHOOL GWARINPA II	342	527	869
39	FCP00515	LEA PRIMARY SCHOOL JIWA	465	570	1035
40	FCP01067	LEA PRIMARY SCHOOL TUNGAN KARSHI	52	38	90
41	FCP01010	LEA PRIMARY SCHOOL WUKARA	97	62	159
42	FCP10975	LEA PRIMARY SCHOOL DAMANGAZA	20	28	48
43	FCP00533	LEA PRIMARY SCHOOL TASHA	379	302	681
44	FCP10976	LEA PRIMARY SCHOOL NOMADIC GALADIMAWA	48	31	79
45	FCP10079	LEA PRIMARY SCHOOL WUPA	92	77	169
46	FCP00150	LEA PRIMARY SCHOOL SABURI	329	265	594
47	FCP00508	LEA PRIMARY SCHOOL TUNGAN MADAKI	134	97	231
48	FCP01076	LEA PRIMARY SCHOOL TUNGAN WAKILI	58	51	109
49	FCP10091	LEA PRIMARY SCHOOL KUCHI BAYIDNA	107	116	223
50	FCP00097	LEA PRIMARY SCHOOL BASSAN JIWA	214	153	367
51	FCP00936	LEA PRIMARY SCHOOL KPEYEGYI	127	175	302
52	FCP00937	LEA PRIMARY SCHOOL GISHIRI	56	83	139
53	FCP00792	LEA PRIMARY SCHOOL JIKWOYI II	150	153	303
54	FCP10980	LEA PRIMARY SCHOOL KADO BMIKO	10	11	21
55	FCP10981	LEA PRIMARY SCHOOL TSOHON JIWA	34	34	68
56	FCP00144	LEA PRIMARY SCHOOL SAUKA	225	218	443
57	FCP00497	LEA PRIMARY SCHOOL KOBIN MADAKI	139	134	273

58	FCP01062	LEA PRIMARY SCHOOL DURUMI II	118	126	244
59	FCP10019	LEA PRIMARY SCHOOL DAKI BIYU	257	222	479
60	FCP00494	LEA PRIMARY SCHOOL KURUDU	695	678	1373
61	FCP00547	LEA PRIMARY SCHOOL SHERETII	235	197	432
62	FCP10983	LEA PRIMARY SCHOOL ALUGU LUNGU	111	113	224
63	FCP00546	LEA PRIMARY SCHOOL GWAGWA	606	591	1197
64	FCP00519	LEA PRIMARY SCHOOL KABUSA	431	425	856
65	FCP10985	LEA PRIMARY SCHOOL KUTASA	102	107	209
66	FCP10986	NOMADIC PRIMARY SCHOOL DUTSE - GARKI	60	50	110
67	FCP00506	LEA PRIMARY SCHOOL KUCHIGORO VILLAGE	221	203	424
68	FCP10017	PILOT SCIENCE PRIMARY SCHOOL IDU-GBAGYI	73	86	159
69	FCP00483	LEA PRIMARY SCHOOL IDDO SARKI	512	487	999
70	FCP00520	LEA PRIMARY SCHOOL AIRPORT	436	367	803
71	FCP10081	LEA PRIMARY SCHOOL GIDAN KAKA	39	47	86
72	FCP10089	LEA PRIMARY SCHOOL GIDAN MANGORO	124	124	248
73	FCP00100	LEA PRIMARY SCHOOL DUTSEN GARKI	136	178	314
74	FCP10968	LEA PRIMARY SCHOOL HULUMI	61	83	144
75	FCP10078	LEA PRIMARY SCHOOL JAH I	318	315	633
76	FCP01080	LEA PRIMARY SCHOOL DAMGBA	86	84	170
77	FCP10970	LEA PRIMARY SCHOOL NOMADIC LUGBE	120	137	257
78	FCP10971	LEA PRIMARY SCHOOL KARON MAJIGI	359	296	655
79	FCP01009	LEA PRIMARY SCHOOL KADO ESTATE	218	186	404
80	FCP10096	LEA PRIMARY SCHOOL KARMO SABO II	231	260	491
81	FCP10082	LEA PRIMARY SCHOOL BARWA	83	107	190
82	FCP10972	LEA PRIMARY SCHOOL LIFE CAMP	159	119	278
83	FCP00534	LEA PRIMARY SCHOOL ALEYITA	170	187	357
84	FCP10016	LEA PRIMARY SCHOOL IDU-KORO II	71	80	151
85	FCP00551	LEA PRIMARY SCHOOL JIKWOYI I	754	812	1566
86	FCP00528	LEA PRIMARY SCHOOL GALADIMAWA	210	210	420
87	FCP01072	LEA NURSERY/PRIMARY SCHOOL NYANYA PHASE II	1327	1665	2992
88	FCP10973	LEA PRIMARY SCHOOL PIWOYI	182	208	390
89	FCP01060	LEA PRIMARY SCHOOL KPADNA	208	260	468
90	FCP00787	LEA PRIMARY SCHOOL AURA KARSHI	368	352	720
91	FCP10974	LEA PRIMARY SCHOOL KUGBO	94	92	186
92	FCP00545	LEA PRIMARY SCHOOL MABUSHI	401	340	741
93	FCP00518	LEA PRIMARY SCHOOL AREA I GARKI	317	387	704
94	FCP10251	MODEL PRIMARY SCHOOL APO	383	416	799
95	FCP00102	LEA PRIMARY SCHOOL GBESSAN	84	67	151
96	FCP00427	ARMY CHILDREN SCHOOL MAITAMA	514	604	1118
97	FCP10978	LEA PILOT SCIENCE PRIMARY SCHOOL KARSHI	728	677	1405
98	FCP10979	LEA PRIMARY SCHOOL TUNGAN WAKILI 11 DEIDEI	101	77	178

99	FCP00529	LEA PRIMARY SCHOOL KAGINI	346	338	684
100	FCP01073	LEA PRIMARY SCHOOL UTAKO	205	228	433
101	FCP00462	LEA PRIMARY SCHOOL FESTIVAL ROAD GARKI	484	601	1085
102	FCP01064	LEA PRIMARY SCHOOL GOSA I	256	200	456
103	FCP00930	LEA PRIMARY SCHOOL GOSA VILLAGE	407	443	850
104	FCP01074	LEA PRIMARY SCHOOL KABA GUIDNA	125	146	271
105	FCP00425	ARMY CHILDREN SCH SANI ABACHA BARRACKS	210	256	466
106	FCP10014	FCT SCHOOL FOR THE BLIND CHILDREN	34	27	61
107	FCP00549	PILOT SCIENCE PRIMARY SCHOOL WUSE ZONE 5	396	444	840
108	FCP10088	LEA PRIMARY SCHOOL GIDAN AJIYA	38	47	85
109	FCP00539	LEA PRIMARY SCHOOL JABI	454	508	962
110	FCP10084	LEA PRIMARY SCHOOL KUGBO	95	93	188
111	FCP00117	MODEL PRIMARY SCHOOL MAITAMA ABUJA	672	748	1420
112	FCP00540	LEA PRIMARY SCHOOL KARMO TSOHO	187	231	418
113	FCP10012	LEA PRIMARY SCHOOL LUGBE FHA ESTATE	438	673	1111
114	FCP01077	LEA PRIMARY SCHOOL GALADIMA	219	243	462
115	FCP10318	MODEL PRIMARY SCHOOL ASOKORO	321	282	603
116	FCP00502	LEA PRIMARY SCHOOL IDU-KORO I	389	352	741
117	FCP01059	LEA PRIMARY SCHOOL NYANYA HAUSAWA	207	193	400
118	FCP00103	LEA PRIMARY SCHOOL LUGBE ABUJA	717	732	1449
119	FCP00182	LEA PRIMARY SCHOOL WUSE I	228	377	605
120	FCP10083	LEA PRIMARY SCHOOL AYENAJEYI	240	331	571
121	FCP01016	LEA PRIMARY SCHOOL GUDUWA NYANYA	172	185	357
122	FCP00415	LEA PRIMARY SCHOOL KARU CENTRAL	593	615	1208
123	FCP00516	LEA PRIMARY SCHOOL DURUMI I	356	390	746
124	FCP10097	LEA PRIMARY SCHOOL KPAMKPAMTOSHI	203	157	360
125	FCP01070	LEA PRIMARY SCHOOL GYADNA	145	164	309
126	FCP00791	LEA PRIMARY SCHOOL APO VILLAGE	195	170	365
127	FCP10987	ABUJA CHILDREN HOME PRIMARY SCHOOL KARU SITE	482	439	921
128	FCP00119	MODEL SCIENCE PRIMARY SCHOOL GARKI II	678	701	1379
129	FCP10988	LEA PRIMARY SCHOOL NARAI KARU SITE	174	269	443

8.2 PUBLIC JUNIOR SECONDARY SCHOOLS BY AREA COUNCIL

Table 8.0.7 Public Junior Secondary Schools in Abaji Area Council

S/N	School Code	School Name	Male	Female	Total
1	FCS10222	JUNIOR SECONDARY SCHOOL NUKU	109	89	198
2	FCS10069	JUNIOR SECONDARY SCHOOL YABA	231	214	445
3	FCS00008	JUNIOR SECONDARY SCHOOL GURDI	27	9	36
4	FCS00016	JUNIOR SECONDARY SCHOOL GAWU	257	130	387
5	FCS00260	JUNIOR SECONDARY SCHOOL PANDAGI	109	71	180

6	FCS10022	JUNIOR SECONDARY SCHOOL NAHARATI	471	501	972
7	FCS10068	JUNIOR SECONDARY SCHOOL ABAJI	422	376	798
8	FCS00201	JUNIOR SECONDARY SCHOOL KEKESHI	385	475	860
9	FCS00202	JUNIOR SECONDARY SCHOOL AGYANA	92	53	145

Table 8.0.8 Public Junior Secondary Schools in Bwari Area Council

S/N	School Code	School Name	Male	Female	Total
1	FCS00020	JUNIOR SECONSARY SCHOOL SHERE	124	79	203
2	FCS10051	JUNIOR SECONDARY SCHOOL DUTSE ALHAJI	737	757	1494
3	FCS10070	JUNIOR SECONDARY SCHOOL DUTSE SAGWARI	567	647	1214
4	FCS00225	JUNIOR SECONDARY SCHOOL IGU	61	37	98
5	FCS00216	JUNIOR SECONDARY SCHOOL KAWU	470	286	756
6	FCS10024	JUNIOR SECONDARY SCHOOL USHAFI	160	118	278
7	FCS00332	JUNIOR SECONDARY SCHOOL PEYI	178	215	393
8	FCS10041	JUNIOR SECONDARY SCHOOL BWARI I	472	541	1013
9	FCS10040	JUNIOR SECONDARY SCHOOL BWARI CENTRAL	727	671	1398
10	FCS10043	JUNIOR SECONDARY SCHOOL BYAZHIN	510	526	1036
11	FCS00227	JUNIOR SECONDARY SCHOOL KUBWA II	767	593	1360
12	FCS10044	JUNIOR SECONDARY SCHOOL KUBWA PHASE IV	832	889	1721
13	FCS00226	JUNIOR SECONDARY SCHOOL KUBWA III	609	890	1499
14	FCS00219	JUNIOR SECONDARY SCHOOL DEI-DEI	933	1119	2052
15	FCS00220	JUNIOR SECONDARY SCHOOL MPAPE	500	465	965
16	FCS10027	JUNIOR SECONDARY SCHOOL LOWER USUMA DAM	171	177	348

Table 8.0.9 Public Junior Secondary Schools in Gwagwalada Area Council

S/N	School Code	School Name	Male	Female	Total
1	FCS10078	JUNIOR SECONDARY SCHOOL DOBI	300	132	432
2	FCS10049	JUNIOR SECONDARY SCHOOL DUKPA	175	105	280
3	FCS00162	JUNIOR SECONDARY SCHOOL HAJJ CAMP	619	425	1044
4	FCS00251	JUNIOR SECONDARY SCHOOL ZUBA	1047	976	2023
5	FCS00323	JUNIOR SECONDARY SCHOOL YIMI ZUBA	432	331	763
6	FCS10094	JUNIOR SECONDARY SCHOOL GIRI	344	259	603
7	FCS10066	JUNIOR SECONDARY SCHOOL PAIKON KORE	226	140	366
8	FCS10019	JUNIOR SECONDARY SCHOOL TUNGA MAJE	929	516	1445
9	FCS10081	JUNIOR SECONDARY SCHOOL PHASE 3 GWAGWALADA	735	680	1415
10	FCS00324	JUNIOR SECONDARY SCHOOL SABON-GARI	706	676	1382
11	FCS10184	JUNIOR SECONDARY SCHOOL GWAGWALADA	1139	1081	2220

Table 8.0.10 Public Junior Secondary Schools in Kuje Area Council

S/N	School Code	School Name	Male	Female	Total
1	FCS00208	JUNIOR SECONDARY SCHOOL KABIN MANGORO	80	32	112
2	FCS00207	JUNIOR SECONDARY SCHOOL KWAKU	167	76	243
3	FCS00206	JUNIOR SECONDARY SCHOOL UKYA	133	104	237
4	FCS10048	JUNIOR SECONDARY SCHOOL RUBOCHI	195	143	338
5	FCS00328	JUNIOR SECONDARY SCHOOL TUKPECHI	94	82	176
6	FCS10045	JUNIOR SECONDARY SCHOOL KUJE	918	885	1803
7	FCS00099	JUNIOR SECONDARY SCHOOL PAGI	232	176	408
8	FCS10029	JUNIOR SECONDARY SCHOOL GAUBE	248	152	400
9	FCS00094	JUNIOR SECONDARY SCHOOL GUDUN KARYA	346	188	534
10	FCS10042	JUNIOR SECONDARY SCHOOL PASALI	888	792	1680
11	FCS00327	JUNIOR SECONDARY SCHOOL YENCHE	59	83	142
12	FCS10076	JUNIOR SECONDARY SCHOOL GWARGWADA	141	118	259

Table 8.0.11 Public Junior Secondary Schools in Kwali Area Council

S/N	School Code	School Name	Male	Female	Total
1	FCS00152	JUNIOR SECONDARY SCHOOL DAFA	136	67	203
2	FCS10090	JUNIOR SECONDARY SCHOOL LEDA	30	21	51
3	FCS00142	JUNIOR SECONDARY SCHOOL YEBU	53	68	121
4	FCS10091	JUNIOR SECONDARY SCHOOL KWAITA	155	25	180
5	FCS10092	JUNIOR SECONDARY SCHOOL UBOSHARU	117	37	154
6	FCS00333	JUNIOR SECONDARY SCHOOL BUKPE	70	65	135
7	FCS00147	JUNIOR SECONDARY SCHOOL DANGARA	138	100	238
8	FCS10025	JUNIOR SECONDARY SCHOOL WAKO	264	159	423
9	FCS00529	JUNIOR DAY SECONDARY SCHOOL KWALI	441	453	894
10	FCS10073	JUNIOR SECONDARY SCHOOL KWALI CENTRAL	366	333	699
11	FCS00154	JUNIOR SECONDARY SCHOOL PAI	87	15	102
12	FCS00013	JUNIOR SECONDARY SCHOOL YANGOJI	511	319	830
13	FCS00335	JUNIOR SECONDARY SCHOOL IJAH PADA	54	39	93
14	FCS00334	JUNIOR SECONDARY SCHOOL KILANKWA II	260	224	484
15	FCS10097	JUNIOR SECONDARY SCHOOL BAKO	388	140	528

Table 8.0.12 Public Junior Secondary Schools in Municipal Area Council

S/N	School Code	School Name	Male	Female	Total
1	FCS00338	JUNIOR SECONDARY SCHOOL IDDO SARKI	168	190	358
2	FCS00268	JUNIOR SECONDARY SCHOOL KADO KUCHI	141	126	267
3	FCS10064	JUNIOR SECONDARY SCHOOL KARU	555	627	1182
4	FCS00340	JUNIOR SECONDARY SCHOOL WUSE ZONE II	29	44	73
5	FCS10072	JUNIOR SECONDARY SCHOOL NYANYA	624	720	1344
6	FCS00339	JUNIOR SECONDARY SCHOOL WUSE ZONE 6	162	200	362
7	FCS10065	JUNIOR SECONDARY SCHOOL ASOKORO	317	316	633
8	FCS00270	JUNIOR SECONDARY SCHOOL OROZO ABUJA	265	284	549
9	FCS10089	JUNIOR DAY SECONDARY SCHOOL JIWA	393	363	756
10	FCS10059	JUNIOR SECONDARY SCHOOL GWARINPA	628	694	1322
11	FCS10095	JUNIOR SECONDARY SCHOOL APO RESETTLEMENT ABUJA	318	318	636
12	FCS00248	JUNIOR SECONDARY SCHOOL PYAKASA	260	240	500
13	FCS00336	JUNIOR SECONDARY SCHOOL WUSE ZONE 1	106	168	274
14	FCS10083	JUNIOR SECONDARY SCHOOL DURUMI	198	252	450
15	FCS10021	JUNIOR SECONDARY SCHOOL WUSE ZONE 3	339	384	723
16	FCS10047	JUNIOR SECONDARY SCHOOL JIWA	640	575	1215
17	FCS10056	JUNIOR SECONDARY SCHOOL JABI	642	620	1262
18	FCS10082	JUNIOR SECONDARY SCHOOL AREA 11	253	376	629
19	FCS10057	JUNIOR SECONDARY SCHOOL GWARINPA ESTATE	423	532	955
20	FCS00261	JUNIOR SECONDARY SCHOOL FHA ESTATE PHASE II LUGBE	747	855	1602
21	FCS00262	JUNIOR SECONDARY SCHOOL IDU-KORO FCT	432	412	844
22	FCS10079	JUNIOR SECONDARY SCHOOL AIRPORT	560	451	1011
23	FCS00271	JUNIOR SECONDARY SCHOOL KURUDU	860	1424	2284
24	FCS00247	JUNIOR SECONDARY SCHOOL GWAGWA	892	866	1758
25	FCS00263	UBE JUNIOR SECONDARY SCHOOL KARMO SAMBO	266	265	531
26	FCS10046	JUNIOR SECONDARY SCHOOL JIKWOYI	1101	1112	2213
27	FCS10067	JUNIOR SECONDARY SCHOOL KABUSA	327	309	636
28	FCS00267	JUNIOR SECONDARY SCHOOL MODEL MAITAMA	774	766	1540
29	FCS00252	ARMY DAY JUNIOR SECONDARY SCHOOL ASOKORO	476	429	905
30	FCS00264	JUNIOR SECONDARY SCHOOL APO LEGISLATIVE QUARTERS	386	467	853
31	FCS00266	JUNIOR SECONDARY SCHOOL LIFE-CAMP	172	231	403
32	FCS10077	JUNIOR SECONDARY SCHOOL KARSHI	439	350	789
33	FCS10084	JUNIOR SECONDARY SCHOOL TUDUN WADA	240	263	503
34	FCS00241	JUNIOR SECONDARY SCHOOL NYANYA PHASE 1	2405	2571	4976
35	FCS10096	JUNIOR SECONDARY SCHOOL NYANYA 111	158	164	322
36	FCS10075	JUNIOR SECONDARY SCHOOL GOSA	531	653	1184
37	FCS10098	JUNIOR SECONDARY SCHOOL GARKI	597	754	1351

8.3 PUBLIC SENIOR SCHOOLS BY AREA COUNCIL

Table 8.0.13 Public Senior Secondary Schools in Abaji Area Council

S/N	School Code	School Name	Male	Female	Total
1	FCS00105	GOVERNMENT SENIOR SECONDARY SCHOOL YABA	430	366	796
2	FCS00051	GOVERNMENT SENIOR SECONDARY SCHOOL PANDAGI	17	16	33
3	FCS00063	GOVERNMENT SECONDARY SCHOOL GAWU	257	155	412
4	FCS00028	GOVERNMENT GIRLS' SECONDARY SCHOOL ABAJI	0	935	935
5	FCS00072	GOVERNMENT SCIENCE SECONDARY SCHOOL ABAJI	1209	0	1209

Table 8.0.14 Public Senior Secondary Schools in Bwari Area Council

S/N	School Code	School Name	Male	Female	Total
1	FCS00146	GOVERNMENT GIRLS SECONDARY SCHOOL DUTSE	0	821	821
2	FCS00330	GOVERNMENT DAY SECONDARY SCHOOL DUTSEN ALHAJI	277	299	576
3	FCS00331	GOVERNMENT SECONDARY SCHOOL KAWU	43	17	60
4	FCS00035	GOVERNMENT SECONDARY SCHOOL SHERE	169	100	269
5	FCS10093	GOVERNMENT SECONDARY SCHOOL BWARI	1227	503	1730
6	FCS00093	GOVERNMENT DAY SENIOR SECONDARY SCHOOL BWARI	180	185	365
7	FCS00009	GOVERNMENT SECONDARY SCHOOL BYAZHIN	272	323	595
8	FCS00081	GOVERNMENT SECONDARY SCHOOL JIBI	346	375	721
9	FCS00033	GOVERNMENT SECONDARY SCHOOL KUBWA	629	649	1278

Table 8.0.15 Public Senior Secondary Schools in Gwagwalada Area Council

S/N	School Code	School Name	Male	Female	Total
1	FCS00133	GOVERNMENT DAY SECONDARY SCHOOL GWAGWALADA	799	649	1448
2	FCS00103	GOVERNMENT SECONDARY SCHOOL GWAGWALADA	949	974	1923
3	FCS00073	SCHOOL FOR THE GIFTED GWAGWALADA	280	213	493
4	FCS00127	GOVERNMENT SECONDARY SCHOOL DOBI	474	293	767
5	FCS00326	GOVERNMENT GIRL'S SECONDARY SCHOOL DUKPA	0	753	753
6	FCS00329	GOVERNMENT SECONDARY SCHOOL OLD KUTUNKU HAJJ CAMP	428	402	830
7	FCS00165	GOVERNMENT SECONDARY SCHOOL ZUBA	332	457	789
8	FCS00061	GOVERNMENT SCIENCE SECONDARY SCHOOL TUNGAN MAJE	892	704	1596

Table 8.0.16 Public Senior Secondary Schools in Kuje Area Council

S/N	School Code	School Name	Male	Female	Total
1	FCS00076	GOVERNMENT GIRL`S SCIENCE SENIOR SECONDARY SCHOOL KUJE	0	1138	1138
2	FCS00325	GOVERNMENT SECONDARY SCHOOL GAUBE	80	29	109
3	FCS00012	GOVERNMENT SECONDARY SCHOOL GUDUN KARYA	202	132	334
4	FCS00075	GOVERNMENT SECONDARY SCHOOL RUBOCHI	189	128	317
5	FCS00114	GOVERNMENT SECONDARY SCHOOL PASALI	1263	1088	2351
6	FCS00074	GOVERNMENT SECONDARY SCHOOL GWARGWADA	325	414	739

Table 8.0.17 Public Senior Secondary Schools in Kwali Area Council

S/N	School Code	School Name	Male	Female	Total
1	FCS00118	GOVERNMENT SECONDARY SCHOOL YEBU	51	26	77
2	FCS00037	GOVERNMENT SECONDARY SCHOOL DANGARA	180	150	330
3	FCS00104	GOVERNMENT SECONDARY SCHOOL KWALI	703	582	1285
4	FCS00052	GOVERNMENT SECONDARY SCHOOL YANGOJI	70	35	105

Table 8.0.18 Public Senior Secondary Schools in Municipal Area Council

S/N	School Code	School Name	Male	Female	Total
1	FCS00131	GOVERNMENT SECONDARY SCHOOL GWARINPA	425	503	928
2	FCS00086	GOVERNMENT DAY SECONDARY SCHOOL KARU	269	381	650
3	FCS00122	GOVERNMENT SECONDARY SCHOOL TUNDUN-WADA	227	320	547
4	FCS00056	GOVERNMENT SECONDARY SCHOOL GARKI	353	568	921
5	FCS00098	GOVERNMENT SECONDARY SCHOOL KARSHI	715	702	1417
6	FCS00342	GOVERNMENT SECONDARY SCHOOL JIKWOYI	355	351	706
7	FCS00123	GOVERNMENT DAY SECONDARY SCHOOL WUSE II	120	154	274
8	FCS00090	GOVERNMENT SECONDARY SCHOOL LUGBE	399	517	916
9	FCS00254	ARMY DAY SECONDARY SCHOOL MAITAMA	217	204	421
10	FCS00079	GOVERNMENT SECONDARY SCHOOL JABI	259	309	568
11	FCS00108	GOVERNMENT SECONDARY SCHOOL NYANYA	715	856	1571
12	FCS00055	GOVERNMENT SECONDARY SCHOOL KARU	707	657	1364
13	FCS00015	GOVERNMENT SECONDARY SCHOOL JIWA	374	349	723
14	FCS00046	GOVERNMENT SCIENCE SECONDARY SCHOOL PYAKASA	1224	256	1480
15	FCS00080	GOVERNMENT SCIENCE AND TECHNICAL COLLEGE, GARKI	242	246	488
16	FCS00337	GOVERNMENT SECONDARY SCHOOL APO	83	102	185
17	FCS00150	GOVERNMENT SECONDARY SCHOOL AIRPORT	188	160	348
18	FCS00091	GOVERNMENT SECONDARY SCHOOL MABUSHI	179	174	353
19	FCS00048	GOVERNMENT SECONDARY SCHOOL WUSE	291	386	677
20	FCS00525	MODEL SECONDARY SCHOOL MAITAMA	272	308	580
21	FCS00107	GOVERNMENT SECONDARY SCHOOL GWAGWA	304	319	623
22	FCS00137	ARMY DAY SECONDARY SCHOOL MOGADISHU CANTONMENT ASOKORO	262	282	544

8.4 PRIVATE PRIMARY SCHOOLS BY AREA COUNCIL

Table 8.0.19 Private Primary Schools in Abaji Area Council

S/N	School Code	School Name	Male	Female	Total
1	FCP00804	HAJJIWO ACADEMY NURSERY & PRIMARY SCHOOL	27	21	48
2	FCP00635	VICTORY NURSERY/PRIMARY SCHOOL ABAJI ABUJA	150	148	298
3	FCP00630	SAINT PETER NURSERY/PRIMARY SCHOOL ABAJI	116	105	221
4	FCP00806	BAPTIST NURSERY AND PRIMARY SCHOOL	16	14	30
5	FCP00805	MOTHER'S CARE NURSERY SCHOOL	93	85	178
6	FCP01157	HE CARES NURSERY AND PRIMARY SCHOOL	47	36	83
7	FCP01082	REGAL ACADAMEY NURSERY AND PRIMARY SCHOOL	212	234	446
8	FCP01156	THAQAFATUL IS ISLAMIYYA NURSERY AND PRIMARY SCHOOL	118	160	278
9	FCP00585	AUNTY AMAKA NURSERY AND PRIMARY SCHOOL	66	78	144
10	FCP01158	PROTAKS INTERNATIONAL SCHOOL	38	39	77
11	FCP11055	MASANA ACADEMY ABAJI	32	23	55
12	FCP00593	IDEAL NURSERY/PRIMARY SCHOOL ABAJI	88	100	188

Table 8.0.19 Private Primary Schools in Bwari Area Council

S/N	School Code	School Name	Male	Female	Total
1	FCP10989	SV FLORA ACADEMY, MPAPE	94	125	219
2	FCP00813	JETHRONE EAGLES ACADEMY GBAZANGO KUBWA	190	205	395
3	FCP11175	DE-KAPITAL EDUCATION CENTRE	166	146	312
4	FCP11218	BIULER ACADEMY	9	5	14
1	FCP01186	SARAH MACDONALD ACEDEMY	42	21	63
2	FCP10990	FATRI DAV INTERNATIONAL ACADEMY	37	26	63
3	FCP01234	PRECIOUS KIDDIES PRIMARY AND SECONDARY SCHOOL	52	58	110
4	FCP10991	DABMARK GREAT FOUNDATION INT'L SCHOOL, MPAPE	97	115	212
5	FCP01246	FAME AND FURTUNE ACADEMY INTERNATIONAL	44	41	85
6	FCP00710	SAINT JOHN TH BAPIST NUSERY & PRY SCH	299	323	622
7	FCP01245	ANOINTED CHILDREN NURSERY AND PRIMARY SCHOOL	138	130	268
8	FCP10992	SAMUEL MAKINDE	75	70	145
9	FCP10993	WYMET NURSERY PRIMARY SCHOOL, MPAPE	58	72	130
10	FCP01185	GREATER HEIGHTS NURSERY AND PRIMARY SCHOOL	133	124	257
11	FCP11034	EXCEL NURSERY AND PRIMARY SCHOOL DUTSE	54	47	101
12	FCP11036	GRACELAND SCHOOL ABUJA	26	19	45
13	FCP01220	QUALBUN SALEEM BASIC EDUCATION SCHOOL	103	82	185
14	FCP00659	DEGRACIA MODEL SCHOOL	83	111	194
15	FCP01193	MIMI INTERNATIONAL ACADEMY	172	156	328
16	FCP00767	K1 QUEENS INTERNATIONAL NURSERY AND PRIMARY SCHOOL	70	52	122
17	FCP01180	EMMANUEL PRIVATE SCHOOL	58	64	122
18	FCP01237	JULIEST ULTIMATE HEIGHTS ACADEMY	25	37	62

19	FCP01188	SABMART ROYAL COLLEGE	113	124	237
20	FCP11038	PUBLES INTERNATIONAL ACADEMY DUTSE SOKALE	25	27	52
21	FCP01191	SAITH THERESA NURSERY AND PRIMARY	114	111	225
22	FCP11039	SAINT MARY'S INT'L SCHOOL, MPAPE	44	39	83
23	FCP11040	KEMLA MODEL SCHOOL DUTSEN MAKARANTA	134	148	282
24	FCP01232	STANDARD ACADEMY NURSERY AND PRIMARY SCHOOL MPAPE	92	88	180
25	FCP00838	PINKY AND THE BRAIN NURSERY AND PRIMARY SCHOOL DUT	196	197	393
26	FCP11042	VISIONARY SCHOOL	133	134	267
27	FCP01195	LIGHT OF GOD ACADEMY	50	57	107
28	FCP01192	JOY P. EDUCATION CENTRE	28	38	66
29	FCP01233	DE LORDS WILL ACADEMY	51	38	89
30	FCP01243	NANA BASIC ACADEMY	184	169	353
31	FCP11046	DAVIC ACADEMY MPAPE	129	147	276
32	FCP01223	PRAISE FOUNTAIN SCHOOL	68	60	128
33	FCP11050	TOTAL CHILD INT' SCHOOL, DUTSE MAKARANTA	171	163	334
34	FCP01227	GRAND STAR ACADEMY	18	18	36
35	FCP11057	AT-VIC INT'L ACADEMY, DUTSE SAGBAYI	163	151	314
36	FCP11058	ASSURANCE NURSERY/PRIMARY SCHOOL	40	38	78
37	FCP11061	USULULHIKMAH NURSERY/PRIMARY SCHOOL, DUTSE ALH	61	61	122
38	FCP01484	ST CECILIA INTERNATIONAL SCHOOLS	54	68	122
39	FCP11105	USULUHIKMAH NURSERY/PRIMARY SCHOOL, DUTSEN ALH	24	29	53
40	FCP11133	GRACE OF GOD NURSERY AND PRIMARY SCHOOL	76	63	139
41	FCP11134	STAR DIVINE HERITAGE	77	71	148
42	FCP11135	ESTY NURSERY/PRIMARY SCHOOL	64	70	134
43	FCP11136	EXCELLENT KIDIES MONTESSORI ACADEMY	150	151	301
44	FCP11137	DOMINANTS F KNOWLEDGE ACADEMY, BWARI	62	57	119
45	FCP11138	NOBLE ACADEMY NURSERY AND PRIMARY SCHOOL	69	67	136
46	FCP11139	MENTORS INT'L ACADEMY, JIGO	59	68	127
47	FCP11140	CEDAR INTERNATIONAL SECONDARY SCHOOL	39	30	69
48	FCP11141	ECO INTERNATIONAL SCHOOLS	147	108	255
49	FCP11142	PRAISE INTERNATIONAL STANDARD ACADEMY	93	99	192
50	FCP11143	METHODIST DAYCARE NURSERY AND PRIMARY SCHOOL	48	48	96
51	FCP11144	PEACE CARE ACADEMY	164	150	314
52	FCP11145	MODEL ISLAMIC SCHOOLS	234	254	488
53	FCP11146	THE BREAKTHROUGH ACADEMY	22	18	40
54	FCP11147	THE DAY SPRING CRECHE NURSERY AND PRIMARY SCHOOL	493	480	973
55	FCP11148	METHODIST NURSERY, PRIMARY AND JUNIOR SCHOOL	67	79	146
56	FCP11149	HOLYLAND INTERNATIONAL ACADEMY	57	52	109
57	FCP11150	HOPELAND INTERNATIONAL SCHOOL	48	40	88
58	FCP11151	LIVING WAY ACADEMY	57	44	101

59	FCP11152	DUIN INTERNATIONAL ACADEMY	54	40	94
60	FCP11153	SPRING OF KNOWLEDGE INTERNATIONAL SCHOOL	55	54	109
61	FCP00775	ALL SAINTS NURSERY AND PRIMARY SCHOOL DUTSE ALHAJI	47	45	92
62	FCP00833	FELYBEN INTERNATIONAL SCHOOL BYAZIN	34	72	106
63	FCP11154	BRIGHT KIDDIES ACADEMY	77	92	169
64	FCP11155	NOBLE GUIDE ACADEMY	39	40	79
65	FCP11156	INFACIT JESUS INTERNATIONAL SCHOOL	63	77	140
66	FCP11157	DE LITTLE ANGELS NURSERY AND PRIMARY SCHOOL	31	38	69
67	FCP00718	SYSTEM EDUCATION NUR/PRY SCHOOL	94	68	162
68	FCP11158	FAITH NURSERY AND PRIMARY SCHOOL	105	131	236
69	FCP01199	FGGC STAFF SCHOOL	112	118	230
70	FCP11159	UNIQUE KIDDIES COLLEGE	68	89	157
71	FCP11160	TREASURE SCHOOLS INTERNATIONAL	53	54	107
72	FCP01247	SAM-MARY VICTORY INTERNATIONAL SCHOOL	55	67	122
73	FCP11161	KING DAVID STARS SCHOOLS	23	26	49
74	FCP11163	GLORYFIELD INTERNATIONAL ACADEMY	29	26	55
75	FCP11162	GOLDEN GATE UBE SCHOOL	68	49	117
76	FCP00827	CHOSEN GENERATION NURSERY AND PRIMARY	51	71	122
77	FCP00782	ROYAL DESTINY INTERNATIONAL SCHOOL	86	80	166
78	FCP11165	AL-CIMFA INTERNATIONAL ACADEMY	160	171	331
79	FCP11164	ALWAJUD NURSERY AND PRIMARY SCHOOL	24	27	51
80	FCP11166	KUBWA SCHOOL OF ISLAMIC STUDIES	93	81	174
81	FCP11167	GOD FIRST NURSERY AND PRIMARY SCHOOL	75	70	145
82	FCP11168	DE- GREAT LATO BASIC ACADEMY	112	98	210
83	FCP11169	BEST SUCCESS NURSERY AND PRIMARY SCHOOL	43	40	83
84	FCP00812	DIVINE HOPE INTERNATIONAL SCHOOLS KUBWA	100	122	222
85	FCP11170	WISDOM ACADEMY NURSERY AND PRIMARY SCHOOL	41	57	98
86	FCP11171	ST LUKE'S CATHOLIC NURSERY AND PRIMARY SCHOOL	159	184	343
87	FCP11172	STARGATE INTERNATIONAL ACADEMY	59	50	109
88	FCP11174	KK INTERNATIONAL SCHOOL	110	108	218
89	FCP11173	EARLY LEARNING INTL SCHOOL	39	51	90
90	FCP00648	EUCCHARISTIC HEART OF JESUS MODEL SCHOOL	299	203	502
91	FCP11176	AB STANDARD SCHOOL	84	83	167
92	FCP00819	LEARNING SPRING INTERNATIONAL SCHOOL BYAZIN	42	33	75
93	FCP11177	UNITY HIGH SCHOOL	401	333	734
94	FCP11178	SHEPHARD CRECH NURSERY AND PRIMARY SCHOOL	22	16	38
95	FCP00831	LIGHT OF DAY SCHOOL	96	95	191
96	FCP11180	VICTORY BAPTIST MISSION ACADEMY	58	66	124
97	FCP11181	UNITY POINT NURSERY AND PRIMARY SCHOOL	44	43	87
98	FCP00638	ADEOLA INTERNATIONAL SCHOOL	141	167	308

99	FCP01198	HENRYPE INTERNATIONAL ACADEMY	32	31	63
100	FCP11182	GENIUS MODEL SCHOOLS	19	18	37
101	FCP11183	JOSH KINGS KIDS NURSERY & PRIMARY SCHOOL	20	65	85
102	FCP00783	GREAT OLYMPICS NURSERY/PRIMARY SCHOOL	88	94	182
103	FCP00829	MORIGAN FOUNDATION ACADEMY NURSERY AND PRIMARY SCH	80	86	166
104	FCP00249	CORNERSTONE NURSERY & PRIMARY SCHOOL, BWARI	30	29	59
105	FCP11184	BETHEL LAND COMPREHENSIVE ACADEMY	111	146	257
106	FCP01184	HOLY CHILD PRIVATE SCHOOL	91	92	183
107	FCP11185	HIS EXCELLENCY INT'L SCHOOLS BWARI ABUJA	187	194	381
108	FCP11186	MACBETH INTERNATIONAL SCHOOL	54	45	99
109	FCP00814	CLEMART PLAY PEN NURSERY AND PRIMARY SCHOOL KUBWA	124	87	211
110	FCP00769	KINGS AND QUEENS NURSERY AND PRIMARY SCHOOL	109	158	267
111	FCP01207	BLOOMINGDALE MONTESSORI SCHOOL	13	14	27
112	FCP00785	DYNAMIC ACADEMY NURSERY&PRIMARY SCHOOL	51	82	133
113	FCP11187	GLORIOUS BRIGHT FUTURE INTERNATIONAL ACADEMY	20	19	39
114	FCP00712	SAINT THERES CATHOLIC NUSERY & PRY SCH	180	171	351
115	FCP01201	S AND S BRIGHTER LEADERS ACADEMY	87	94	181
116	FCP11189	WITS WISDOM IDEAL INTL' SCHOOL & COLLEGE	81	50	131
117	FCP11188	UNIQUE INTERNATIONAL ACADEMY	96	97	193
118	FCP01222	SKY-REACH ACADEMY	85	70	155
119	FCP11191	SOLID FOUNDATION ACADEMY	96	86	182
120	FCP01251	RU VICTORY BRAIN INT'L ACADEMY	95	137	232
121	FCP01238	COMMY DAY NURSERY AND PRIMARY SCHOOL	39	43	82
122	FCP00768	HIGH PROSPER INTERNATIONAL SCHOOL BWARI	82	116	198
123	FCP00756	EFFECTIVE KIDDIES COLLEGE	50	47	97
124	FCP00770	NEW TRIUMPH INTERNATIONAL SCHOOL, BWARI	34	31	65
125	FCP11206	TUKEMA NURSERY AND PRIMARY SCHOOL	82	77	159
126	FCP00650	HILLFORD INTERNATIONAL SCHOOL BINAILORO	57	52	109
127	FCP00640	BEST BRAIN ACADEMY NUR/PRY SCHOOL	77	73	150
128	FCP11215	GOKE AKINWALE CONFIDENCE INT'L ACADEMY	76	91	167
129	FCP01206	BEST FAMOUS COMPREHENSIVE SCHOOLS	89	94	183
130	FCP01240	AFRICAN CHILD COLLEGE	115	103	218
131	FCP11217	BICADOS INTERNATIONAL SCHOOL	108	88	196
132	FCP01230	ANSWERS INTERNATIONAL NURSERY AND PRIMARY SCHOOL	35	35	70
133	FCP01235	GLORIOUS FED KIDDIES INTERNATIONAL SCHOOL	73	87	160
134	FCP01229	TELLWELL INT'L SCHOOL	16	20	36
135	FCP11219	GUARDIAN NURSERY AND PRIMARY SCHOOL	5	10	15
136	FCP01181	SPRING OF KNOWLEDGE INTERNATIONAL SCHOOL	55	54	109
137	FCP01217	EVERGREEN EXCELLENCE ACADEMY	47	61	108
138	FCP00817	SUNSET NURSERY AND PRIMARY SCHOOL DAWAKI	28	32	60

139	FCP11220	DENALICE INTERNATIONAL SCHOOL	296	248	544
140	FCP11221	WHOLE PERSON EDUCATION NURSERY &NPRIMARY SCHOOL	340	336	676
141	FCP00818	STEADYFLOW INTERNATIONAL NURSERY AND PRIMARY SCHOO	121	103	224
142	FCP11222	TOTAL LIBERATION INTERNATIONAL SCHOOL	22	28	50
143	FCP11223	FREEDOM INTERNATIONAL SCHOOL KUBWA ABUJA	104	120	224
144	FCP11224	ASACS INTERNATIONAL STAFF BASIC SCHOOL	268	252	520
145	FCP00714	SHINING STAR NUR/PRY SCHOOL	304	292	596
146	FCP11225	JEWEL MODEL SCHOOL	514	479	993
147	FCP00822	METRO INTERNATIONAL SCHOOLS KUBWA	420	431	851
148	FCP01196	HILL MONTESSORI SCHOOL	89	86	175
149	FCP11228	GREKPUCH INTL ACADEMY GBAZANGO KUBWA ABUJA	222	233	455
150	FCP00761	BANNER OF LOVE ACADEMY	57	56	113

Table 8.0.20 Private Primary Schools in Gwagwalada Area Council

S/N	School Code	School Name	Male	Female	Total
1	FCP01111	FOUNTAIN BASIC ACADEMY	84	79	163
2	FCP01133	ADONAI INTERNATIONAL SCHOOL	95	99	194
3	FCP10994	AL-MOHASS INTL SCHOOL, GWAGWALADA	169	210	379
4	FCP01135	FAME NURSERY AND PRIMARY SCHOOL	229	206	435
5	FCP10995	REJOICE ACADEMY NURSERY/PRIMARY SCHOOL, KUTUNKU	65	76	141
6	FCP01114	ZUMA PRIVATE SCHOOLS, ANGWA SAMU TUNGANMAJI	51	68	119
7	FCP10996	JULI FOUNTAIN NURSERY/PRIMARY SCHOOL, TUNGANMAJE	42	46	88
8	FCP10997	RAPID RESULT NURSERY/PRIMARY SCHOOL	108	119	227
9	FCP10998	HEPHZIBAH NURSERY & BASIC SCHOOL, ANAGADA	52	45	97
10	FCP10999	KINGDOM HERITAGE MODEL SCHOOL GWAGWALADA	15	15	30
11	FCP11000	EXCELLENT BASIC SCHOOL, ZUBA	32	43	75
12	FCP11001	BLESSED FAVOUR INT'L ACADEMY, IKWA, ZUBA	73	71	144
13	FCP00570	BETHEL NUR/PRY SCHOOL, TUNGA MAJE	21	25	46
14	FCP11002	GOD'S GLORY NURSERY/PRIMARY SCHOOL, ANGWA SAMU	43	45	88
15	FCP11003	NEW AVENUE NURSERY/PRIMARY SCHOOL, TUNGAN MAJE	420	444	864
16	FCP01131	PRINCE OF LIFE ACADEMY	19	13	32
17	FCP00002	AUNNTY AYO ACADEYD TUNGA-MAJE ABUJA	74	82	156
18	FCP01272	GOD'S FOUNDATION EL-PET	75	83	158
19	FCP01126	EMMANUEL COMPREHENSIVE NURSERY AND PRIMARY SCHOOL	110	102	212
20	FCP00759	AFRICAN CHILD ACADEMY	166	92	258
21	FCP01115	TODDLERS HAVEN AND JUNIOR HEIGHTS	328	305	633
22	FCP11004	BLOSSOM STANDARD ACADEMY	98	86	184
23	FCP01248	JASPER INTERNATIONAL ACADEMY	174	167	341
24	FCP11005	GREAT SUCCESS INT'L SCHOOLS	183	197	380
25	FCP11006	CHUKWUMA VERONICA	37	41	78
26	FCP01242	WINNERS INTERNATIONAL SCHOOL	278	238	516
27	FCP00333	JOLATSEN NURSERY /PRIMARY SCHOOL	312	282	594

28	FCP11008	ANNE BASIC ACADEMY	98	79	177
29	FCP11009	BLESSED MERCY ACADEMY, ZUBA	136	127	263
30	FCP11010	DOMINION COURAGE BASIC ACADEMY	15	10	25
31	FCP11011	QUINTESSENCE ACADEMY, G/LADA	118	133	251
32	FCP11012	UNIQUE GEMS BASIC ACADEMY, OLD KUTUNKU	47	55	102
33	FCP11013	JESUS THE GOOD SHEPHERD	96	72	168
34	FCP01117	NOBLE INTERNATIONAL NURSERY/PRIMARY SCHOOL	129	137	266
35	FCP11014	DAN FOUNDATION ACADEMY	5	1	6
36	FCP11016	EBENEZARY INTERNATIONAL PRIVATE SCHOOL	122	94	216
37	FCP11017	GOOD FOUNDATION GLORIOUS BASIC SCHOOL ZUBA	118	119	237
38	FCP11018	WILL OF GOD INT'L KIDDIES ACADEMY	13	18	31
39	FCP11019	GOD'S FOUNDATION	35	41	76
40	FCP01129	QUEEN'S CARE NURSERY AND PRIMARY	183	189	372
41	FCP11021	DOYA PROGRESSIVE NURSERY AND PRIMARY SCHOOL	40	31	71
42	FCP11022	THE LORD'S SAINTS NURSERY AND BASIC SCHOOL	25	20	45
43	FCP11023	BEST INTELLECT INTERNATIONAL ACADEMY	104	114	218
44	FCP00725	ADONAI INTERNATIONAL SCHOOL	87	99	186
45	FCP11024	BRIGHT ACADEMY	54	58	112
46	FCP01112	UNCOMMON FAVOUR ACADEMY	69	46	115
47	FCP11025	ST.MARY MAGDALINE NURSERY & PRY SCHOOL	74	86	160
48	FCP11026	MARVELOUS BASIC ACADEMY	25	27	52
49	FCP00392	PROGRESSIVE NURSERY/ PRIMARY SCHOOL.	25	24	49
50	FCP11027	ARROWS OF GOD ACADEMY	26	14	40
51	FCP01128	GOD'S OWN ACADEMY INT.	128	141	269
52	FCP11028	GREAT WISDOM BASIC ACADEMY	49	30	79
53	FCP00371	MADONNA INTERNATIONAL NURSERY PRY SCH.	245	237	482
54	FCP11029	RINOOM INTERNATIONAL NURSERY PRIMARY SCHOOL	27	47	74
55	FCP11031	YOUNG STARS BASIC ACADEMY	12	12	24
56	FCP11033	LITTLE GEMS MONTESSORI MODEL SCHOOL, G/LADA	84	63	147
57	FCP01123	CHARITY INTERNATIONAL SCHOOL	33	29	62
58	FCP01113	DIVINE FAVOUR INTERNATIONAL SCHOOL	78	79	157
59	FCP00405	UNIVERSITY OF ABUJA STAFF PRIMARY SCHOOL GIRI	403	338	741
60	FCP11037	CANAAN NURSERY AND PRIMARY SCHOOL TUGAN MAJE	12	11	23
61	FCP00400	SOLID ROCK NUR. SCHOOL	120	112	232
62	FCP11041	ST JOHN'S CATHOLIC NURSERY AND PRIMARY SCHOOL	76	72	148
63	FCP11043	PROSPER EDUCATION ACADEMY	67	66	133
64	FCP11044	KINGDOM KIDS ACADEMY	24	25	49
65	FCP01125	PROMISED CHILD ACADEMY	139	148	287
66	FCP11045	STANDARD COMPREHENSIVE NUR AND PRI SCHOOL	91	110	201
67	FCP00331	IMAM MALIK CENTRE NURSERY/PRIMARY SCHOOL	111	126	237
68	FCP11093	JIDE MODEL NURSERY PRIMARY SCHOOL	134	131	265
69	FCP11096	STEWART MODEL SCHOOL	55	50	105
70	FCP11098	ZION ACADEMY INTERNATIONAL	56	56	112
71	FCP01132	DAYFOL BASIC SCHOOL			

72	FCP01110	THE LORD'S GRACE AND GLORY BASIC SCHOOL, DAGIRI	250	201	451
73	FCP11112	HAPPY HOME NURSERY/PRIMARY SCHOOL, PAIKON KORE	65	71	136
74	FCP11114	GOD'S TIME BASIC ACADEMY, GWAGWALADA	58	75	133
75	FCP11119	FAVOUR ACADEMY	115	104	219
76	FCP11120	ROTARD NURSERY AND PRIMARY SCHOOL	40	51	91
77	FCP01134	SUZZ TENDERLY BASIC SCHOOL, GWAGWALADA	318	291	609
78	FCP00395	SACRED HEART NURSERY / PRIMARY SCHOOL	114	116	230
79	FCP01109	ST PAUL NURSERY AND PRIMARY SCHOOL, PAGADA 11	96	92	188
80	FCP11007	DIVINE KIDDIES	54	66	120
81	FCP00726	AGAPE STANDARD SCHOOL	60	63	123
82	FCP11030	PRINCE AND PRINCESS NUR AND PRY SCHOOL	15	17	32

Table 8.0.21 Private Primary Schools in Kuje Area Council

S/N	School Code	School Name	Male	Female	Total
1	FCP01162	PRIMATE PRIVATE SCHOOL	106	104	210
2	FCP01159	MOUNT ZION HAPPY HOME ACADEMY	40	45	85
3	FCP01116	TRANSMAMBILA NURSERY AND PRIMARY SCHOOL	51	44	95
4	FCP01176	DIVINE LOVE NURSERY AND PRIMARY SCHOOL	79	80	159
5	FCP01148	FUTURE LEADERS NURSERY AND PRIMARY SCHOOL	102	87	189
6	FCP01174	CORNER GATE SCHOOL	17	33	50
7	FCP01142	AFLON DIGITAL ACADEMY	105	85	190
8	FCP11054	THE TOTAL CHILD ACADEMY DAFARA KUJE	34	43	77
9	FCP00278	MUSTARD SEED PRIVATE SCHOOL	112	124	236
10	FCP01149	GLORY AND PRAISE INTERNATIONAL SCHOOL	133	165	298
11	FCP00850	WISDOM INTERNATIONAL SCHOOL	119	110	229
12	FCP01175	EAGLE HOUSE EDUCATION CENTRE N/P SCHOOL	173	172	345
13	fcp11062	BRAINCHILD ACADEMY KUJE	10	10	20
14	FCP01146	ELIPHIL NURSERY AND PRIMARY SCHOOL	84	83	167
15	FCP01177	EMPREAL INTERNATIONAL ACADEMY	47	19	66
16	FCP11065	NEW HOPE INT'L SCHOOL	8	7	15
17	FCP01140	AGBEYO GLOBAL ACADEMY	106	109	215
18	FCP11067	DEAPEX CREATIVE MIND ACADEMY KUJE	60	53	113
19	FCP01152	INTELLECTUAL SCHOOL	32	30	62
20	FCP01151	IBN MAS'UD SCHOOL FOR BASIC EDUCATION	155	178	333
21	FCP11077	DOMINION BASIC ACADEMY KUJE	56	49	105
22	FCP01164	ROSEBLOOM MONTESSORI SCHOOL PASALI KUJE	48	53	101
23	FCP01172	ENAL INTERNATIONAL SCHOOL	155	154	309
24	FCP11080	DAFCOM PRIVATE SCHOOL	27	36	63
25	FCP01139	COVENANT NURSERY AND PRIMARY SCHOOL KUJE	93	71	164
26	FCP01153	LOVE AND UNITY INTERNATIONAL SCHOOL	63	85	148
27	FCP01147	FAVOURED MODEL ACADEMY NURSERY/PRIMARY SCHOOL	132	135	267
28	FCP11085	RONACS INTERNATIONAL SCHOOLS KUJE ABUJA	49	49	98
29	FCP11091	OUR JOY BASIC SCHOOL KUJE	30	39	69

30	FCP00840	JAMA'ATU IBADUR RAHAMAN ISLAMIC NURSERY/PRIMARY SC	55	62	117
31	FCP01141	ABLE NURSERY AND PRIVATE SCHOOL	127	103	230
32	FCP01150	HOLY FAMILY NURSERY PRIMARY SCHOOL KUJE	67	68	135
33	FCP00842	MARYRICH NURSERY AND PRIMARY SCHOOL	93	78	171
34	FCP11100	AMBASSADOR GLOBAL ACADEMY KUJE	72	71	143
35	FCP11192	BASIC FOUNDATION NURSERY AND PRIMARY SCHOOL	31	49	80
36	FCP00841	IBN MASUD SCHOOL SCHOOL FOR BASIC EDUCATION	85	97	182
37	FCP01166	THE ROYALS' SCHOOL KUJE	200	191	391
38	FCP01167	EXCEL SCIENCE ACADEMY	78	66	144
39	FCP01145	CHILDREN OF GLORY NURSERY AND PRIMARY SCHOOL	28	28	56
40	FCP01160	NEW ERA NURSERY AND PRIMARY SCHOOL	91	113	204
41	FCP11227	DE APEX CREATIVE MIND ACADEMY	58	60	118

Table 8.0.22 Private Primary Schools in Kwali Area Council

S/N	School Code	School Name	Male	Female	Total
1	FCP10938	ROXY INT'L NURSERY SCHOOL	25	17	42
1	FCP00016	FOURSQUARE NUR/PRY SCHL	19	20	39
2	FCP00073	SAINT DOMINIC NURSERY & PRIMARY SCHOOL KWALI ABUJA	59	43	102
3	FCP00070	ROYAL ACADEMY NUR/PRY SCHL	203	191	394
4	FCP00314	AMBASSADOR NURSERY/PRIMARY SCHOOL	224	199	423
5	FCP01107	NEW GENERATION ACADEMY	104	120	224
6	FCP01099	EMMA HEARTS INTERNATIONAL SCHOOL	16	14	30
7	FCP01093	OMOSIGHO NURSERY AND PRIMARY SCHOOL	32	24	56
8	FCP00057	LOVE OF GOD NUR/PRY SCHL	50	58	108
9	FCP01092	EL-SPRING BASIC ACADEMY	107	124	231
10	FCP01087	CHRIST TREASURED ACADEMY	45	43	88
11	FCP01089	OLIVE FOUNDATION ACADEMY	114	99	213
12	FCP01106	OMENYI BASIC EDUCATION SCHOOL	196	151	347
13	FCP01084	ANAWIM INFANT JESUS ACADEMY	93	90	183
14	FCP01105	NOEL COLLEGE	77	75	152
15	FCP01090	SOLID FOUNDATION ACADEMY	110	112	222
16	FCP01091	FELICITAS BASIC SCHOOL	74	72	146
17	FCP01103	REHOBOTH PRAISE ACADEMY	48	31	79
18	FCP01085	BETHEL NURSERY AND PRIMARY SCHOOL	46	45	91
19	FCP11032	LITTLE ANGEL INTERNATIONAL SCHOOL	44	41	85
20	FCP11035	STEPPING STONE NURSERY PRIMARY SCHOOL KWAITA	37	34	71
21	FCP01098	BEST BRAIN INTERNATIONAL ACADEMY	110	101	211
22	FCP11204	REDEEMER MODEL NURSERY AND PRIMARY SCHOOL	25	38	63
23	FCP11205	GOD'S WISDOM SOLIDA STAR ACADEMY	142	134	276
24	FCP01094	NERDC NATIONAL MODEL SCHOOL	269	170	439
25	FCP11207	ORORIL MODEL INSTITUTE	85	72	157
26	FCP11209	ZENITH HEIGHT ACADEMY	97	90	187

27	FCP11210	THE GRACE AND GLORY OF GOD BASIC ACADEMY	80	69	149
28	FCP01086	TRUST KNOWLEDGE ACADEMY	52	42	94
29	FCP11211	JONNY INTERNATIONAL SCHOOL	100	90	190
30	FCP11212	AL GOVERNMENT COLLEGE STAFF NURSERY SCHOOL KWALI	83	101	184
31	FCP11213	ECWA ACADEMY NURSERY AND PRIMARY SCHOOL	54	54	108
32	FCP11214	ECWA ACADEMY NURSERY AND PRIMARY SCHOOL	52	49	101
33	FCP11216	TOTAL CHILD INTERNATIONAL SCHOOLS DUTSE	185	177	362

Table 8.0.23 Private Primary Schools in Municipal Area Council

S/N	School Code	School Name	Male	Female	Total
1	FCP01300	DEO GRATIAS INTERNATIONAL SCHOOLS	121	123	244
2	FCP11047	ASSALAM NURSERY AND PRIMARY SCHOOL	149	141	290
3	FCP11048	DOMINION ACADEMY INT'L SCHOOL	137	143	280
4	FCP11049	CHRESTOS MONTESSORI INTERNATIONAL SCHOOL	5	6	11
5	FCP11051	GLORIOUS DAY ACADEMY	76	91	167
6	FCP11052	PAKEL DIVINE NURSERY AND PRIMARY SCHOOL	50	65	115
7	FCP00925	PERFECT STEPS INTERNATIONAL SCHOOL	75	62	137
8	FCP11053	FUNTAJ INTERNATIONAL NURSERY & PRIMARY SCHOOL	352	390	742
9	FCP00888	TREASURE HOUSE MONTESSORI SCHOOL ASOKORO ABUJA	118	104	222
10	FCP01305	BANKYS PRIVATE SCHOOL	119	86	205
11	FCP01461	BEZALEL GENERATION INTERNATIONAL SCHOOLS	91	83	174
12	FCP11059	GOD'S HERITAGE ACADEMY	2	0	2
13	FCP00175	WESLEY NYRERY PRY SCH	73	50	123
14	FCP00129	NEW CAPITAL SCHOOL NURSERY AND PRIMARY ASOKORO	202	203	405
15	FCP01334	ACAD SYSTEM INTERNATIONAL SCHOOL	132	136	268
16	FCP01287	MOTHER IS GOLD NURSERY AND PRIMARY SCHOOL	127	109	236
17	FCP00180	WONDERFUL DAYCARE N/P SCHOOL	232	202	434
18	FCP01415	LEADERS ACADEMY NURSERY AND PRIMARY SCHOOL	54	63	117
19	FCP01271	FLORA HOME NURSERY AND PRIMARY SCHOOL	292	335	627
20	FCP01321	PRIMARK INTERNATIONAL ACADEMY	180	221	401
21	FCP01306	CORNERSTONE MONTESSORI SCHOOLS	52	39	91
22	FCP01277	ENIC STARS BASIC EDUCATION SCHOOL	104	115	219
23	FCP01278	GUARANTEED FUTRUE ACADEMY	176	120	296
24	FCP01383	AMAZING LOVE EDUCATION CENTRE N/P SCHOOL	46	65	111
25	FCP01273	COVENANT LEARNERS ACADEMY	193	187	380
26	FCP01487	ARISE AND SHINE ACADEMY	93	83	176
27	FCP11063	QUEEN ESTHER INTL SCHOOL PRY	55	63	118
28	FCP11064	FOUNTAIN BAPTIST ACADEMY NYANYA	29	20	49
29	FCP00944	JIP NURSERY AND PRIMARY SCHOOL JIKWOYI	109	81	190

30	FCP00741	DOMINION INTERNATIONAL SCHOOL	75	79	154
31	FCP01351	UWANA OBONG NURSERY AND PRIMARY SCHOOL	55	62	117
32	FCP01395	CITY ROYAL ACADEMY JIKWOYI	37	25	62
33	FCP11066	VINE CARE NURSERY AND PRIMARY SCHOOL	57	63	120
34	FCP01256	CAN KIDDIES KOLLEGE	88	75	163
35	FCP11068	DELPHIA KIDDIES LAND	63	77	140
36	FCP01457	COMPREHENSIVE LEARNING ACADEMY	145	114	259
37	FCP11069	GODSENT INT'L NURSERY/PRIMARY SCHOOL, JIKWOYI	56	42	98
38	FCP00452	DEOGRATIAS INTERNATIONAL SCHOOL, ABUJA	429	407	836
39	FCP01460	ECWA HEROIC ACADEMY PHASE 2 JIKWOYI FCT	117	175	292
40	FCP01286	HIGHER GLORY ACADEMY	97	107	204
41	FCP01279	ANGEL CROWN INTERNATIONAL SCHOOL	52	62	114
42	FCP01288	BLESSED CHILDREN ACADEMY KURUDU	45	52	97
43	FCP00859	MARIL INTERNATIONAL SCHOOL ABUJA	44	41	85
44	FCP01304	THE GRACE AND GOLD SCHOOL	48	52	100
45	FCP01285	GOODSHPHERD INTERNATIONAL ACADEMY	131	134	265
46	FCP01379	GLORIOUS DESTINY ACADEMY	203	187	390
47	FCP01352	TRINITY INTERNATIONAL SCHOOLS	95	88	183
48	FCP01291	HEPHZIBAH MODEL ACADEMY	45	33	78
49	FCP00512	LA VOGUE INTERNATION NURSERY AND PRIMARY SCHOOL	220	224	444
50	FCP11071	AVE - MARIA SCHOOLS	72	87	159
51	FCP11072	WILSON - MATT ACADEMY	71	74	145
52	FCP01292	PROVIDENCE KIDDIES ACADEMY	13	32	45
53	FCP01463	MODEL LEARNING CENTRE	138	115	253
54	FCP01340	KENUJ ANGELS SCHOOL	82	83	165
55	FCP01322	BAFAT VICTORY ACADEMY	72	75	147
56	FCP01293	GRASONS INT'L SCHOOL	39	44	83
57	FCP01478	ARRAHMAN INTERNATIONAL SCHOOL	253	277	530
58	FCP01448	VICTORY ACADEMY N/P SCHOOL	47	70	117
59	FCP11073	SAMKINGS INTERNATIONAL SCHOOL	60	31	91
60	FCP01318	SUPERKIDS INTERNATIONAL SCHOOL	75	68	143
61	FCP01424	REDEEMER'S NURSERY AND PRIMARY SCHOOL	557	502	1059
62	FCP00861	LEARN OF ME INTERNATIONAL NURSERY AND PR	81	46	127
63	FCP11075	GLORIOUS FIELD INTERNATIONAL SCHOOL	10	9	19
64	FCP00857	MARYLAND EDUCATIONAL SERVICES ABUJA	110	101	211
65	FCP01462	AMAZING SPRINGS ACADEMY	107	92	199
66	FCP01353	ST PETERS NURSERY AND PRIMARY SCHOOL	104	93	197
67	FCP01294	ANNIVINA INTERNATIONAL SCHOOL	14	34	48
68	FCP01268	HOPE INT'L NURSERY AND PRIMARY SCHOOL	69	76	145
69	FCP01331	BOLDSTEPS INTERNATIONAL SCHOOL	12	17	29

70	FCP01284	GUDMERC KIDDIES ACADEMY KURUDU FCT ABUJA	229	219	448
71	FCP00942	BESNAYI VICTORY ECWA NURSERY AND PRIMARY SCHOOL NY	256	258	514
72	FCP00111	MATER MISERICODIAS NUSERY & PRY SCH	624	627	1251
73	FCP01375	ALMARKAZ MODEL ISLAMIC N/P SCHOOL	24	11	35
74	FCP01354	FAITH CHRISTIAN SCHOOL	169	152	321
75	FCP01465	HOPE OF WISDOM NURSERY AND PRIMARY SCHOOL	145	133	278
76	FCP00126	NELSON MANDELA INTERNATIONAL SCHOOL NYANYA	125	110	235
77	FCP00915	DARLINGTON PAMPERS SPECIAL ACADEMY ABUJA	137	155	292
78	FCP01391	REDEEMER'S PRIVATE SCHOOL LIVING SPRING	280	266	546
79	FCP01349	THE LORD'S SHEPHERD NURSERY AND PRIMARY	33	23	56
80	FCP00900	BRISTOL KIDDIES ACADEMY KARU	208	196	404
81	FCP01348	ECWA EVANGEL ACADEMY	159	139	298
82	FCP00147	RAPID KNOWLEDGE NURSERY AND PRIMARY SCHOOL	55	44	99
83	FCP01387	STEPPING ROCK ACADEMY	65	86	151
84	FCP01384	CAPITAL CITY BLESSED ACADEMY	116	74	190
85	FCP11076	HIDAYAN NURSERY/PRIMARY SCHOOL, KARU	68	85	153
86	FCP00422	ALL SAINTS NURSERY & PRIMARY SCHOOL WUSE ZONE 3, A	267	278	545
87	FCP01350	PRECIOUS FOUNDATIONAL NURSERY AND PRIMARY SCHOOL	85	83	168
88	FCP00914	FOUNTAIN NURSERY/PRIMARY SCHOOL ABUJA	97	105	202
89	FCP01376	STARLIGHT PRIVATE SCHOOL	178	167	345
90	FCP01381	GREEN GROW INTERNATIONAL SCHOOL	10	11	21
91	FCP11078	THE VINE KIDDIES INT'L ACADEMY, NYANYA	28	24	52
92	FCP01355	HE REIGNS ACADEMY INTERNATIONAL	60	54	114
93	FCP11079	LIFE WINNERS INTERNATIONAL ACADEMY	54	70	124
94	FCP01328	GREAT LEGACY ACADEMY	73	83	156
95	FCP11081	GOD'S TREASURE SCHOOLS	41	42	83
96	FCP00887	ABUNDANT LIFE ACADEMY BASSA ABUJA	111	105	216
97	FCP11082	FIRST ECWA SCHOOL	63	64	127
98	FCP00146	RABERTO NURSRY SCHOOL	232	215	447
99	FCP11083	BISHOP DUKE AKAMISOKO	112	124	236
100	FCP01332	RIS INTERNATIONAL SCHOOL	176	168	344
101	FCP11084	EXCELLENT ACADEMY	66	55	121
102	FCS10130	ANGLICAN COMPRESIVE SEC. SCHOOL, NYANYA	20	43	63
103	FCP01299	CHRISTIAN REFORMED CHURCH OF NIGERIA NURSERY AND P	96	81	177
104	FCP11086	YOUNG SAINTS ACADEMY	31	20	51
105	FCP00871	NAPO PRIVATE SHOOOL ABUJA	102	77	179
106	FCP00158	SHALLOM CHILDREN ACADEMY	81	68	149
107	FCP11087	ONAH BRENDAN O	155	172	327
108	FCP11088	THE APOSTOLIC NURSERY/PRIMARY SCHOOL, NYANYA	27	26	53
109	FCP11089	AMAZING KIDS CAMPUS	17	22	39

110	FCP11090	SEED ACADEMY	66	93	159
111	FCP11092	DESTINED KIDS ACADEMY	77	81	158
112	FCP00943	FAMILY NURSERY AND PRIMARY SCHOOL NYANYA	38	45	83
113	FCP00863	ABUNDANT LIFE ACADEMY NYANYA	159	132	291
114	FCP11095	DOVE LAND INTERNATIONAL SCHOOLS	27	29	56
115	FCP00828	DELIGHT NURSERY AND PRIMARY SCHOOL KUBWA	37	50	87
116	FCP11097	WISDOM NURSERY AND PRIMARY SCHOOL KPEYEGYI	26	35	61
117	FCP00913	HERITAGE ACADEMY CHRISTIAN SCHOOL	61	70	131
118	FCP00872	GRACE INTERNATIONAL SCHOOL, NYANYA	142	68	210
119	FCP01397	HILLS CHRISTIAN ACADEMY	99	89	188
120	FCP01456	UNIQUE-PRAISE MODEL ACADEMY	55	31	86
121	FCP11099	SUPPER KIDS NURSERY AND PRIMARY SCHOOL	59	50	109
122	FCP01370	ULTIMATE INTERNATIONAL SCHOOL	29	34	63
123	FCP01412	BLESSED DIVINE INTERNATIONAL SCHOOL	167	160	327
124	FCP01480	GRAND REGAL INTERNATIONAL SCHOOL	15	10	25
125	FCP01472	VICTORY TENDER CARE ACADEMY	161	206	367
126	FCP01345	FSTC STAFF NURSERY AND PRIMARY SCHOOL	123	91	214
127	FCP00445	COMMUNITY NURSERY AND PRIMARY SCHOOL	351	369	720
128	FCP11101	ZION KIDS ACADEMY NURSERY AND PRIMARY	43	35	78
129	FCS00320	MOUNT FAITH COLLEGE, SHERETTI KABUSA	43	31	74
130	FCP01254	SOUND ACADEMY NURSERY AND PRIMARY SCHOOL	49	38	87
131	FCP01488	HEIGHT ACCESS ACADEMY, KARSHI	59	60	119
132	FCP01467	GLISTEN INTERNATIONAL ACADEMY	179	182	361
133	FCP01274	KARSHI MUSLIM FORUM N/P SCHOOL	106	115	221
134	FCP11102	KING DAVID ACADEMY, KARSHI	6	9	15
135	FCP01342	ASSURANCE ACADEMY NURSERY AND PRIMARY SCHOOL	38	36	74
136	FCP01449	THE SILOAM SCHOOL	53	51	104
137	FCP00469	GLOBAL MODEL ACADEMY	51	43	94
138	FCP01393	THINGS TO COME INTERNATIONAL ACADEMY	55	56	111
139	FCP01341	THE LORD'S ANGELS NURSERY/PRIMARY SCHOOL	38	49	87
140	FCP01374	LAKESIDE ACADEMY NURSERY AND PRIMARY SCHOOL	76	69	145
141	FCP00476	HIGHER GROUND PRIVATE SCHOOL, ABUJA	67	46	113
142	FCP01280	LEADERS NURSERY AND BASIC ACADEMY	13	8	21
143	FCP01422	PEACH-POTTERS INTERNATIONAL SCHOOL, LUGBE	55	70	125
144	FCP01362	DOSEG DAYCARE NURSERY AND PRIMARY SCHOOL	26	47	73
145	FCP11103	SIMBED LEARNERS BASIC SCHOOL, LUGBE	100	116	216
146	FCP11104	DEO GRATIAS IN'L SCH OLD LUGBE ACROSS	58	64	122
147	FCP00436	CHINNAKWE NURSERY AND PRIMAARY SCHOOL	240	230	470
148	FCP00464	FIRST CHOICE INT'L SCHOOL	17	9	26
149	FCP01418	SHEKINAH SCHOOL N/P SCHOOL	64	53	117

150	FCP01411	CROWN NURSERY AND PRIMARY SCHOOL	36	40	76
151	FCP01289	HIS STEP NURSERY PRIMARY SCHOOL	104	112	216
152	FCP01486	LIVING FOUNTAIN INTERNATIONAL SCHOOL	90	96	186
153	FCP11106	SURE SUCCESS INTERNATIONAL ACADEMY	71	63	134
154	FCP01312	HAVICS LIBERTY ACADEMY	59	55	114
155	FCP00893	LIVING SPRING INTERNATIONAL NURSERY/PRIMARY GWANRI	66	79	145
156	FCP11107	PENTALINK ACADEMY FHA LUGBE	50	26	76
157	FCP11108	ETERL INTL SSCHOOL	141	122	263
158	FCP01308	SUNSHINE KIDDIES PRIVATE SCHOOL	27	31	58
159	FCP11110	SUNRISE ACADEMY SCHOOL BASA JIWA AIRPORT	62	48	110
160	FCP01127	REDEEMER'S ACADEMY, GWAGWALADA	25	59	84
161	FCP00941	NNAMD I AZIKIWE INTERNATIONAL NURSERY AND PRIMARY S	193	155	348
162	FCP11111	ST DOMINIC NURSERY & PRIMARY SCHOOL	92	69	161
163	FCP01325	ST PAUL NURSERY AND PRIMARY SCHOOL	78	76	154
164	FCP11113	ELEGANT MONTESSRI INTL N & P SCH AZIHATA	51	47	98
165	FCP01343	ECOLE D' EXCELLENCE SCHOOLS OROZO	70	79	149
166	FCP11115	WINNING ALL ACADEMY	32	44	76
167	FCP01346	DIVINE CHILDREN NURSERY AND PRIMARY SCHOOL OROZO	44	25	69
168	FCP01404	OLUMAWO BASIC EDUCATION SCHOOL	236	193	429
169	FCP01359	THE HILLSIDE SCHOOL	79	64	143
170	FCP01347	DIVINE DIRECTION NURSERY AND PRIMARY SCHOOL	68	62	130
171	FCP01276	SATELITTE ACADEMY NURSERY AND PRIMARY SCHOOL	145	163	308
172	FCP01435	GRACIOUS SCHOOLS	76	78	154
173	FCP01363	SURESTART PRIVATE SCHOOL	63	60	123
174	FCP01389	NEW FOUNDATION N/P SCHOOL, LUGBE	67	74	141
175	FCP00895	ROYAL RIANBOW INTERNATIONAL SCHOOL LUGBE	172	214	386
176	FCP01441	GOLDEN TREASURE KIDDIES SCHOOL	47	80	127
177	FCP00173	UNITY NURSERY & PRY SCH	69	63	132
178	FCP01433	ACHIEVERS' NOBLE STAR ACADEMY, FHA, LUGBE	9	18	27
179	FCP00466	GALAXY NURSERY PRY SCHL	86	90	176
180	FCP11116	BRAINY CHILDREN NURSERY PRIMARY SCHOOL	52	56	108
181	FCP11117	IQRA'A NURSERY /PRIMARY SCHOOL, LUGBE	84	81	165
182	FCP11118	BAPTIST WISDOM NURSERY AND PRIMARY SCHOOL	33	55	88
183	FCP01329	LEAD BRITISH INT'L SCHOOL	214	161	375
184	FCP0044	COMMUNITY NURSERY AND PRIMARY SCHOOOL	351	369	720
185	FCP00441	CHRISTABEL PRIVATE SCHOOL ABUJA	90	73	163
186	FCP00455	EMMANUEL CHILDREN ACADEMY	41	34	75
187	FCP01261	WORD OF FAITH GROUP OF SCHOOLS	293	258	551
188	FCP11121	BLOOMS ACADEMY	11	10	21
189	FCP11122	TRAIL BLAZERS ACADEMY	28	40	68

190	FCP11123	GOSHEN INTERNATIONAL ACADEMY	79	87	166
191	FCP00896	BEST SCHOOL INTERNATIONAL GWARINPA	174	197	371
192	FCP01358	RIO ETERNALVER INTERNATIONAL SCHOOLS	77	54	131
193	FCP01324	NOBLE HEIGHTS ACADEMY	304	312	616
194	FCP11125	EFAB INTERNATIONAL SCHOOL MBORA	66	63	129
195	FCP11126	KNAPS ACADEMY	38	30	68
196	FCP11128	SALEM ACADEMY, LUGBE	340	282	622
197	FCP00456	EMMANUEL PRIVATE SCHOOL	33	27	60
198	FCP11129	GREAT HEIGHTS ACADEMY	215	205	420
199	FCS00479	OLUMAWO BASIC EDUCATION SCHOOL	128	105	233
200	FCP11130	CITY ROYAL SCHOOLS PRY	117	128	245
201	FCP00916	OVERCOMERS SCHOOL	52	62	114
202	FCP01108	ROYAL SPRINGS INTERNATIONAL SCHOOL, OLD KUTUNKU	52	52	104
203	FCP00858	BLESSED AND PRECIOUS CHILDREN ACADEMY FHA LUGBE	97	106	203
204	FCP11132	SHEPHERD'S FIELD ACADEMY	71	50	121
205	FCP11194	RAYINO INTERNATIONAL SCHOOL	148	130	278
206	FCP11195	OVERCOMERS SCHOOLS	61	74	135
207	FCP11196	BEST SCHOOLS INTERNATIONAL	214	231	445
208	FCP00869	PRIME SCHOOLARS SCHOOL KARU ABUJA	357	300	657
209	FCP11197	ABUJA COMPREHENSIVE COLLEGE	143	130	273
210	FCP11199	DAMSON INTERNATIONAL HIGH SCHOOL	122	109	231
211	FCP11200	RAHINNA MODEL SCHOOL	154	131	285
212	FCP11201	AJA ULTRA MODERN SECONDARY SCHOOL	56	58	114

8.5 PRIVATE JUNIOR SECONDARY SCHOOLS BY AREA COUNCIL

Table 8.0.24 Private Junior Secondary Schools in Bwari Area Council

S/N	School Code	School Name	Male	Female	Total
1	FCS10035	STANDARD ACADEMY SEC SCHOOL MPAPE	75	58	133
2	FCS10105	VISIONARY SCHOOLS JSS	63	65	128
3	FCS10107	JULIEST ULTIMATE HEIGHTS ACADEMY JSS	7	11	18
4	FCS00407	NANA BASIC ACADEMY	14	13	27
5	FCS10108	K1-QUEENS INT'L SCHOOL JSS	6	5	11
6	FCS00393	DEGRACIA MODEL SCHOOLS	3	10	13
7	FCS10109	QALBUN SALEEM SCHOOLS LIMITED JSS	2	3	5
8	FCS10157	EXCELLENT KIDIES MONTESSORI ACADEMY	6	8	14
9	FCS10158	CEDAR INTERNATIONAL SECONDARY SCHOOL	63	53	116
10	FCS10160	ECO INTERNATIONAL SCHOOLS	14	15	29
11	FCS10162	PEACE CARE ACADEMY	6	2	8
12	FCS10163	MODEL ISLAMIC SCHOOLS	4	14	18

13	FCS10164	THE DAY SPRING CRECHE NURSERY AND PRIMARY SCHOOL	13	4	17
14	FCS10165	METHODIST NURSERY, PRIMARY AND JUNIOR SCHOOL	3	11	14
15	FCS10166	HOLYLAND INTERNATIONAL ACADEMY	5	14	19
16	FCS00389	JETHRONE EAGLES ACADEMY	23	28	51
17	FCS00195	SYSTEM EDUCATION JUNIOR HIGH SCHOOL	9	13	22
18	FCS00387	GOLDEN GATE UBE SCHOOL	19	24	43
19	FCS10169	ROYAL DESTINY INTERNATIONAL SCHOOLS	14	14	28
20	FCS10170	AL-CIMFA INTERNATIONAL ACADEMY	14	17	31
21	FCS10171	KUBWA SCHOOL OF ISLAMIC STUDIES	14	32	46
22	FCS10033	DIVINE HOPE INTERNATIONAL SCHOOLS KUBWA	17	21	38
23	FCS10172	DE- KAPITAL EDUCATION CENTRE	34	30	64
24	FCS10174	UNITY HIGH SCHOOL	75	78	153
25	FCS00384	LIGHT OF DAY SCHOOL	24	29	53
26	FCS00388	ADEOLA INTERNATIONAL SCHOOL	26	35	61
27	FCS00402	HOLY CHILD PRIVATE SCHOOLS	30	28	58
28	FCS10178	NEW VINE ACADEMY	30	41	71
29	FCS10179	SAINT THERESA'S CATHOLIC SCHOOLS	24	36	60
30	FCS10181	UNIQUE INTERNATIONAL ACADEMY	9	18	27
31	FCS10182	WITS WISDOM IDEAL INTL' SCHOOL & COLLEGE	10	10	20
32	FCS10183	SOLID FOUNDATION ACADEMY	5	4	9
33	FCS10197	WILMAN COMPREHENSIVE COLLEGE	25	27	52
34	FCS00383	HILLFORD INTERNATIONAL SCHOOL	0	0	0
35	FCS10039	BEST BRAIN INTERNATIONAL COLLEGE BWARI	36	39	75
36	FCS10201	TOTAL CHILD INTERNATIONAL SCHOOLS DUTSE	53	56	109
37	FCS00391	BEST FAMOUS COMPREHENSIVE SCHOOLS	33	31	64
38	FCS00406	AFRICAN CHILD COLLEGE	30	24	54
39	FCS00092	BICADOS INT'L SEC. SCHOOL	29	22	51
40	FCS00408	NEWTON NATIONAL COLLEGE	134	156	290
41	FCS00419	SUNSET JUNIOR SECONDARY SCHOOL	2	2	4
42	FCS10205	JEWEL MODEL SECONDARY SCHOOL	182	201	383
43	FCS10206	DENALICE INTERNATIONAL SCHOOL	8	8	16
44	FCS10207	STEADYFLOW INTERNATIONAL SCHOOL	35	15	50
45	FCS10208	WHOLE PERSON ACADEMY	43	61	104
46	FCS10211	FREEDOM INTERNATIONAL SCHOOL KUBWA ABUJA	7	2	9
47	FCS10212	ASACS INTERNATIONAL STAFF BASIC SCHOOL	127	140	267
48	FCS00191	SHINING STAR JUNIOR COLLEGE KUBWA	71	67	138
49	FCS10213	METRO INTERNATIONAL SCHOOL	153	153	306
50	FCS10216	GREKPUCH INTL ACADEMY GBAZANGO KUBWA	43	56	99
51	FCS10217	EVANGEL ACADEMY KUBWA	163	104	267

Table 8.0.25 Private Junior Secondary Schools in Gwagwalada Area Council

S/N	School Code	School Name	Male	Female	Total
1	FCS00351	UNIVERSITY OF ABUJA INT'L SECONDARY SCHOOL	194	241	435
2	FCS00357	LOUISVILLE GIRLS JUNIOR SECONDARY SCHOOL	0	244	244
3	FCP00329	HOLY ROSARY INTERNATIONAL	0	228	228
4	FCS00349	GREAT SUCCESS INTERNATIONAL	24	33	57
5	FCS00171	ZUBA ACADEMY	348	318	666
6	FCS00002	CALVARY SECONDARY SCHOOL	12	29	41
7	FCS00364	JOLATSEN JUNIOR SECONDARY SCHOOL	90	82	172
8	FCS10101	ANNE BASIC ACADEMY ANAGADA	10	10	20
9	FCS10102	BEST INTELLECT INTERNATIONAL ACADEMY	37	46	83
10	FCS00352	STANDARD COMPREHENSIVE SECONDARY SCHOOL	78	88	166
11	fcs10110	IMAM MALIK NURSERY AND PRY SCHOOL			
12	FCS10142	GOD'S TIME BASIC ACADEMY, GWAGWALADA	5	9	14
13	FCS00361	SUZZ TENDERLY BASIC SCHOOL, GWAGWALADA	61	63	124
14	FCS10152	ROYAL SPRINGS INT'L SCHOOL, GWAGWALADA	3	2	5
15	FCS00180	EXCELLENT BASIC HIHG SCHOOL ZUBA	11	11	22
16	FCS00418	GOD'S FOUNDATION EL-PET	8	11	19
17	FCS10156	BLESSED HARMONY ZUBA	40	31	71
18	FCS00354	EMMANUEL COMPREHENSIVE COLLEGE	30	27	57
19	FCS00359	ADONAI INTERNATIONAL SCHOOL	20	17	37

Table 8.0.25 Private Junior Secondary Schools in Kuje Area Council

S/N	School Code	School Name	Male	Female	Total
1	FCS10087	CORNER GATE SCHOOLS KUJE	3	4	7
2	FCS00366	AFLON DIGITAL ACADEMY	16	20	36
3	FCS00367	CAPITAL SCIENCE ACADEMY	233	190	423
4	FCS00374	GLORY AND PRAISE INTERNATIONAL SCHOOL	65	82	147
5	FCS00376	EAGLE HOUSE EDUCATION CENTRE N/P SCHOOL	7	12	19
6	FCS10114	INTELLECTUAL SCHOOLS KUJE	0	4	4
7	FCS00371	SIMON AND JUDE SEMINARY SCHOOL	241	0	241
8	FCS10128	ENAL INTERNATIONAL SCHOOL KUJE	3	8	11
9	FCS10192	HANDMAIDS GIRLS SECONDARY SCHOOL	0	153	153
10	FCS10193	IBN MASUD SCHOOL FOR BASIC EDUCATION	32	25	57
11	FCS00372	THE ROYALS' SCHOOL KUJE	30	22	52
12	FCS10195	FUNTAJ INTERNATIONAL SCHOOL	78	55	133

Table 8.0.25 Private Junior Secondary Schools in Kwali Area Council

S/N	School Code	School Name	Male	Female	Total
1	FCS10104	LITTLE ANGEL INTERNATIONAL SCHOOL	6	32	38

Table 8.0.26 Private Junior Secondary Schools in Municipal Area Council

S/N	School Code	School Name	Male	Female	Total
1	FCS10113	FLORA HOME SECONDARY SCHOOL, JIKWOYI	32	36	68
2	FCS00455	DIVINE COMMERCIAL SECONDARY SCHOOL, KARU	23	29	52
3	FCS00421	LEADERS NURSERY AND BASIC ACADEMY	8	9	17
4	FCS00473	CITY ROYAL ACADEMY JIKWOYI	13	15	28
5	FCS00511	ECWA HEROIC SECONDARY ACADEMY PHASE 2 JIKWOYI FCT			
6	FCS00295	DEO GRATIAS COLLEGE, GARKI II, ABUJA	27	25	52
7	FCS00420	ANGEL CROWN INTERNATIONAL SCHOOL	24	34	58
8	FCS00370	IBN MAS'UD SCHOOL FOR BASIC EDUCATION	33	24	57
9	FCS00432	THE GRACE AND GOLD SCHOOL	17	19	36
10	FCS00519	ARRAHMAN INTERNATIONAL SCHOOL	367	405	772
11	FCS00454	GLORIOUS DESTINY ACADEMY	15	26	41
12	FCS10053	AVE - MARIA GIRLS SEC. SCHOOL NYANYA	42	0	42
13	FCS00449	LA-VOGUE INTERNATIONAL SCHOOL	30	48	78
14	FCS10117	DELPHIA KIDDIES LAND JSS	8	12	20
15	FCS00443	KENUJ ANGELS SCHOOL	8	16	24
16	FCS10120	SAMKINGS INTERNATIONAL SCHOOL	33	25	58
17	FCS00437	SUPERKIDS INTERNATIONAL SCHOOL	0	2	2
18	FCS00509	MARYLAND EDUCATIONAL SERVICE	8	12	20
19	FCS00149	DIVINE MERCY SEC. SCHOOL	42	56	98
20	FCS00460	DARLINGTON PAMPERS SPECIAL ACADEMY JNR SEC.	20	22	42
21	FCS10124	NELSON MANDELA INT'L SCHOOL NYANYA	42	51	93
22	FCS00316	BRISTOL KIDDIES ACADEMY JUNIOR SECONDARY SCHOOL, K	28	33	61
23	FCS00302	GUDMERC HIGHT ACADEMY, KURUDU, FCT ABUJA	45	39	84
24	FCS00301	ALL SAINTS SCHOOL WUSE ABUJA	43	44	87
25	FCS00429	REBERTO SCHOOL	25	18	43
26	FCS10131	ANGLICAN COMP. SECONDARY SCHOOL	19	16	35
27	FCS00467	NAPO PRIVATE SCHOOL	37	23	60
28	FCS10134	OYE IWE ACADEMY	24	30	54
29	FCS10136	GRACE INT'L SCHOOL, NYANYA	17	29	46
30	FCS00476	HILLS CHRISTIAN ACADEMY	3	3	6
31	FCS00518	VICTORY TENDER CARE ACADEMY	7	20	27
32	FCS00513	GLISTEN INTERNATIONAL ACADEMY	50	46	96
33	FCS00312	LOYOLA JESUIT COLLEGE, GIDAN MANGORO, KARSHI	151	145	296
34	FCS00505	THE SILOAM SCHOOL	4	9	13
35	FCS10138	GLOBAL MODEL ACADEMY	11	11	22
36	FCS10140	CHINNAKWE INTERNATIONAL SCHOOL	8	15	23

37	FCS10141	REDEEMER'S PRIVATE SECONDARY SCHOOL, LUGBE	41	52	93
38	FCS00464	LIVING SPRING INTERNATIONAL COLLEGE	64	51	115
39	FCS00482	COMMUNITY SECONDARY SCHOOL	59	69	128
40	FCP11109	ALL SOULS HIGH SCHOOL	7	8	15
41	FCS00501	ROYAL RAINBOW INT'L SCHOOL	21	15	36
42	FCS00520	UNITY INTERNATIONAL SCHOOL	27	22	49
43	FCS00439	LEAD BRITISH INT'L SCHOOL	79	84	163
44	FCS00412	WORD OF FAITH JUNIOR SECONDARY SCHOOLS	268	227	495
45	FCS00447	BEST SCHOOLS INTERNATIONAL COLLEGE	51	54	105
46	FCS00444	RIO ETERNALVER INTERNATIONAL SCHOOLS	9	4	13
47	FCS00059	REGINA PACIS GIRLS' SEC. SCHOOL	0	475	475
48	FCS00285	NOBLE HEIGHTS JUNIOR SEC. ACADEMY, KARU, ABUJA	64	61	125
49	FCS10008	ANGLICAN GIRL GRAMMER SCHOOL	0	447	447
50	FCS10145	EFAB INTERNATIONAL SCHOOL MBORA	10	4	14
51	FCS10146	PARLIAMENT INTERNATIONAL SCHOOL	35	28	63
52	FCS10149	KNAPS ACADEMY	5	3	8
53	FCS10016	CITY ROYAL JUNIOR SEC. SCHOOL, NYANYA	56	70	126
54	FCS00478	DOMINION INTERNATIONAL SCHOOL	5	7	12
55	FCS10150	SALEM ACADEMY, LUGBE	5	5	10
56	FCS00445	EMMANUELLA PRIVATE SCHOOL	12	21	33
57	FCS00430	OVERCOMERS SCHOOLS	10	16	26
58	FCS10151	GREAT HEIGHT ACADEMY	0	103	103
59	FCS10153	BAPTIST HIGH SCHOOL, ABUJA	123	80	203
60	FCS00286	BLESSED AND PRECIOUS COLLEGE, LUGBE FHA, ABUJA	22	20	42
61	FCS00466	PRIME SCHOOLARS SCHOOL	52	50	102
62	FCS10187	ABUJA COMPREHENSIVE COLLEGE	29	32	61
63	FCS10189	AJA ULTRA MODERN SECONDARY SCHOOL	16	20	36
64	FCS10190	RAHINNA MODEL SCHOOL	130	162	292
65	FCS10191	AVE MARIA GIRLS SECONDARY SCHOOL	0	62	62
66	FCS10219	MOUNTH FAITH COMM COLLEGE	41	34	75

8.6 PRIVATE SENIOR SECONDARY SCHOOLS BY AREA COUNCIL

Table 8.0.27 Private Senior Secondary Schools in Abaji Area Council

S/N	School Code	School Name	Male	Female	Total
1	FCS10001	ECWA COMPREHENSIVE SEC. SCHOOL	31	30	61

Table 8.0.27 Private Senior Secondary Schools in Bwari Area Council

S/N	School Code	School Name	Male	Female	Total
1	FCS10085	ASACS INTER'L STAFF SENIOR SECONDARY SCHOOL	103	83	186
2	FCS00404	STANDARD ACADEMY SECONDARY SCHOOL MPAPE ABUJA	91	74	165
3	FCS10106	VISIONARY SCHOOLS SSS	91	106	197
4	FCS10111	TOTAL CHILD INT'L SECONDARY SCHOOL, DUTSE MAKARANT	110	59	169
5	FCS10159	CEDAR INTERNATIONAL SECONDARY SCHOOL	48	51	99
6	FCS10161	ECO INTERNATIONAL SCHOOLS	5	7	12
7	FCS10168	GOLDEN GATE UBE SCHOOL	9	22	31
8	FCS10173	DE- KAPITAL EDUCATION CENTRE	7	6	13
9	FCS10175	UNITY HIGH SCHOOL	44	38	82
10	FCS10176	LIGHT OF DAY SCHOOL	3	8	11
11	FCS10177	ADEOLA INTERNATIONAL SCHOOL	6	7	13
12	FCS00403	HOLY CHILD PRIVATE SCHOOL	18	26	44
13	FCS10180	SAINT THERESA'S CATHOLIC SCHOOLS	0	2	2
14	FCS10198	WILMAN COMPREHENSIVE COLLEGE	59	67	126
15	FCS10199	HILLFORD INTERNATIONAL COLLEGE	0	0	0
16	FCS10200	BEST BRAIN INTERNATIONAL ACADEMY	83	40	123
17	FCS10203	BICADOS INTERNATIONAL SEC. SCHOOL	33	24	57
18	FCS10210	WHOLE PERSON ACADEMY	43	61	104
19	FCS00198	SHINING STAR SENIOR COLLEGE	29	27	56
20	FCS10214	METRO INTERNATIONAL SCHOOL	66	76	142
21	FCS10215	JEWEL MODEL SECONDARY SCHOOL	164	177	341
22	FCS10218	EVANGEL ACADEMY KUBWA	56	31	87

Table 8.0.28 Private Senior Secondary Schools in Gwagwalada Area Council

S/N	School Code	School Name	Male	Female	Total
1	FCS00182	BLESSING HARMONY SENIOR COLLEGE ZUBA	84	75	159
2	FCS10099	GREAT SUCCESS INT'L SCHOOL	18	32	50
3	FCS10100	CALVARY SECONDARY SCHOOL	29	19	48
4	FCS00365	JOLATSEN SENIOR SECONDARY SCHOOL	61	52	113
5	FCS10103	BEST INTELLECT INTERNATIONAL ACADEMY	33	42	75

6	FCS00353	STANDARD COMPREHENSIVE SECONDARY SCHOOL	138	165	303
7	FCS00113	SHEIKH HAMDAN MODEL SCIENCE SECONDARY SCHOOL	123	120	243
8	FCS00170	ZUBA ACADEMY	307	272	579

Table 8.0.29 Private Senior Secondary Schools in Kuje Area Council

S/N	School Code	School Name	Male	Female	Total
1	FCS00368	CAPITAL SCIENCE ACADEMY	224	125	349
2	FCS10112	GLORY AND PRAISE INTERNATIONAL SCHOOL KUJE	25	27	52
3	FCS10115	SIMON AND JUDE SEMINARY KUJE	151	0	151
4	FCS10194	THE ROYALS SCHOOLS	8	5	13
5	FCS10196	FUNTAJ INTERNATIONAL SCHOOL	95	85	180

Table 8.0.30 Private Senior Secondary Schools in Municipal Area Council

S/N	School Code	School Name	Male	Female	Total
1	FCS00456	DIVINE COMMERCIAL SECONDARY SCHOOL, KARU	33	45	78
2	FCS10116	AVE - MARIA SCHOOLS	36	0	36
3	FCS00450	LA-VOGUE INTERNATIONAL SCHOOL	31	32	63
4	FCS10118	KENUJ ANGEL'S SCHOOL	2	7	9
5	FCS10119	GLORIOUS DESTINY ACADEMY	3	3	6
6	FCS10121	SAMKINGS INTERNATIONAL SCHOOL	14	19	33
7	FCS10122	CITY ROYAL INTERNATIONAL SCHOOL JIKWOYI	17	22	39
8	FCS10123	DIVINE MERCY SECONDARY SCHOOL, ASOKORO	40	88	128
9	FCS10125	NELSON MANDELA INT'L SCHOOL NYANYA	11	18	29
10	FCS10126	BRISTOL KIDDIES ACADEMY (SNR. SEC SCHOOL)	2	5	7
11	FCS10127	GUDMERC KIDDIES ACADEMY	13	16	29
12	FCS10132	ANGLICAN COMP. SECONDARY SCHOOL	6	9	15
13	FCS10133	NAPO PRIVATE SCHOOL	8	5	13
14	FCS10135	OYE IWE ACADEMY	30	25	55
15	FCS00211	MOUNT FAITH COLLEGE, SHERETTI	58	48	106
16	FCS10137	GLISTEN INTERNATIONAL ACADEMY ABUJA	21	12	33
17	FCS10011	LOYOLA JESUIT COLLEGE	182	169	351
18	FCS10139	GLOBAL MODEL ACADEMY	20	15	35
19	FCS00465	LIVING SPRING INTERNATIONAL COLLEGE	53	49	102
20	FCS00483	COMMUNITY SECONDARY SCHOOL	76	67	143
21	FCS00521	UNITY INTERNATIONAL SCHOOL	11	10	21
22	FCS00440	LEAD BRITISH INT'L SCHOOL	61	44	105
23	FCS00143	WORD OF FAITH SCHOOLS - SENIOR SECONDARY	247	199	446
24	FCS10143	BEST SCHOOLS INTERNATIONAL	40	23	63

25	FCS00438	NOBLE HEIGHTS ACADEMY	34	36	70
26	FCS00307	REGINA PACIS COLLEGE, GARKI II, ABUJA	0	430	430
27	FCS00433	ANGLICAN GIRLS' GRAMMAR SCHOOL	0	471	471
28	FCS10148	PARLIMAMENT INTERNATIONAL SCH SSS	7	6	13
29	FCS10147	EFAB INTERNATIONAL SCHOOL MBORA	3	5	8
30	FCS00480	OLUMAWO BASIC EDUCATION SCHOOL	11	11	22
31	FCS10055	CITY ROYAL SEC. SCHOOL NYANYA	106	163	269
32	FCS10086	GREAT HEIGHTS ACADEMY	0	82	82
33	FCS10154	BAPTIST HIGH SCHOOL, ABUJA	101	61	162
34	FCS10155	BLESSED AND PRECIOUS ACADEMY, LUGBE	1	8	9
35	FCS10188	ABUJA COMPREHENSIVE COLLEGE	33	39	72

8.7 PUBLIC AND PRIVATE NON-FORMAL CENTERS IN THE FCT

8.8 PUBLIC NON-FORMAL CENTERS

Table 8.0.31 Public Literacy Centers in Abaji Area Council

S/N	Centre Code	Centre Name
1	FCL00037	LITERACY PRO. WOMEN CENTRE OLD GAWU
2	FCL00131	LITTEACY PROGRAMEE, GUDUNKARYA
3	FCL00362	FCT AME ABAJI ZONAL OFFICE
4	FCL00339	POST LITERACY PROGRAMME, MAMAGI
5	FCL00340	LITERACY BY RADIO CENTER PANDAGI
6	FCL00341	LITERACY PROGRAMME, ALU
7	FCL00342	EBAGI BASIC LITEARCY CENTRE
8	FCL00345	LITERACY AGYANA NORMADIC CENTRE
9	FCL00346	AGYANA WOMEN CENTRE
10	FCL00347	LITERACY AGYANA PRY SCHOOL
11	FCL00348	ANGUWANA GBAGYI
12	FCL00349	LITERACY PROGRAMME, UNGWAN ABATUA ABAJI
13	FCL00352	LITERACY CENTER SENIOR STAFF QUARTERS ABAJI
14	FCL00354	LITERACY YABA WOMEN CENTRE
15	FCL00356	LITERACY PROGRAMME, TUNGA USMAN
16	FCL00355	LITERACY CENTER NAHARATI
17	FCL00359	LITERACY PROGRAMME, OLD GAWU
18	FCL00360	LITERACY PROGRAM, RIMBA GANAGANA
19	FCL00361	LITERACY PROGRAMME, GURDI CENTRE
20	FCL00363	LITERACY PROGRAMME, MADARASAUH IHYA UDIN ISLAM
21	FCL00364	LITERACY CENTRE KESHISHI
22	FCL00365	LITERACY CENTER MADARASATUL SAKAFA
23	FCL00366	LITERACY PROGRAMME, WOMEN CENTRE GAWU
24	FCL00367	DOGON RUWA

25	FCL00368	LITERACY PROGRAMME, AGWARA
26	FCL00369	NANDA BASIC LITERACY
27	FCL00370	LITERACY PROGRAMME, SABON GURARA
28	FCL00372	LITERACY PROGRAMME, NAHARATI
29	FCL00371	LITERACY PROGRAM, MAALLAM ABUBAKAR ZANI, ISLAMIYA
30	FCL00373	LITERACY PROGRAM, SAKAFA
31	FCL00376	LITERACY PROGRAM, GAWU KOPATI
32	FCL00374	LITERACY PROGRAMME, GASAKPA

Table 8.0.32 Public Literacy Centers in Bwari Area Council

S/N	Centre Code	Centre Name
1	FCL00002	LITERACY CENTRE IGU
2	FCL00006	LITERACY PROGRAMME, DUTSE MAKARANTA
3	FCL00337	LITERACY PROGRAMME, KARAVA
4	FCL00011	LITERACY PROGRAMME, KUKWABA CHIEF PALACE KUBWA VIL
5	FCL00015	LITERACY PROGRAMME, ZHIKO
6	FCL00017	LITERACY PROGRAMME, TUDUN FULANI BWARI
7	FCL00019	LITERACY PROGRAMME, RUGA
8	FCL00020	LITERACY PROGRAMME, MAI ANGWA HOUSE SABON GARI RO
9	FCL00021	LITERACY PROGRAMME, TUDUN FULANI
10	FCL00025	LITERACY PROGRAMME, DUTSE BUMPA
11	FCL00028	LITERACY PROGRAMME, IJAPI
12	FCL00046	LITERACY PROGRAMME KUCHIKO
13	FCL00049	LITERACY PROGRAMME BWARI
14	FCL00056	LITERACY PROGRAMME DUTSE ALHAJI
15	FCL00057	LITERACY PROGRAMME KOGO
16	FCL00061	LITERACY PROGRAMME MPAPE CHIEF PALACE
17	FCL00062	LITERACY PROGRAMME BABACHIKURI COMPOUND DAKWA
18	FCL00063	LITERACY PROGRAMME, IJAYADI
19	FCL00068	LITERACY PROGRAMME MAYANKA
20	FCL00139	LITERACY PROGRAMME, ANGUWA NASARAWA
21	FCL00141	LITERACY PROGRAMME, NATIONAL DEFENCE COLLEGE
22	FCL00149	LITERACY PROGRAMME, ZONAL OFFICE BWARI
23	FCL00152	LITERACY PROGRAMME, ZUMA II
24	FCL00155	LITERACY PROGRAMME, JIGO
25	FCL00156	LITERACY PROGRAMME, GBANZAGO
26	FCL00158	LITERACY PROGRAMME, KUCHIKO
27	FCL00160	LITERACY PROGRAMME, LEA PRIMARY SCHOOL
28	FCL00162	LITERACY PROGRAMME, KUCHIBUYI CENTRE
29	FCL00164	LITERACY PROGRAMME, PADAN GWARI DISTRICT
30	FCL00166	LITERACY PROGRAMME, SABON GARI
31	FCL00168	LITERACY PROGRAMME, USHAFA
32	FCL00170	LITERACY PROGRAMME, ISLAMIC PRIMARY SCHOOL KUBWA

33	FCL00173	LITTERACY PROGRAMME, TUDUN WADA KAWU
34	FCL00174	LITTERACY PROGRAMME, RUGA USHAFI
35	FCL00176	LITTERACY PROGRAMME, CHRIST THE KING CHURCH
36	FCL00181	LITTERACY PROGRAMME, PW KUBWA
37	FCL00183	LITTERACY PROGRAMME, KUDURU
38	FCL00186	LITTERACY PROGRAMME, KURMIN DAUDA
39	FCL00188	LITTERACY PROGRAMME, MOUNTAIN OF FIRE MINISTRY KUB
40	FCL00191	LITTERACY PROGRAMME, KUGABOKNU
41	FCL00192	LITTERACY PROGRAMME, ZANGO
42	FCL00196	LITTERACY PROGRAMME, RUJI DAKWA
43	FCL00197	LITTERACY PROGRAMME, KUBWA II
44	FCL00203	LITTERACY PROGRAMME, JIKOKO CENTRE
45	FCL00207	LITTERACY PROGRAMME, IGU PRIMARY SCHOOL
46	FCL00208	LITERACY PROGRAMME, DIEDIE PRIMARY SCHOOL
47	FCL00209	LITERACY CENTRE, KAWU ISLAMIYYA
48	FCL00212	LITTERACY PROGRAMME, DEIDEI LIVESTOCK MARKET
49	FCL00213	LITERACY PROGRAMME GUTO
50	FCL00214	LITERACY PROGRAMME ECWA I
51	FCL00294	LITERACY PROGRAMME, COCIN CHURCH, DUTSE ALHAJI
52	FCL00299	LITERACY PROGRAMME, RUGAN FULANI USMAN DAM
53	FCL00301	LITERACY PROGRAMME, MBUKO BWARI
54	FCL00302	LITERACY PROGRAMME, DAKWA
55	FCL00303	LITERACY PROGRAMME, TUDUN WADA
56	FCL00304	LITERACY PROGRAMME, TUNGAN KWASAU
57	FCL00307	LITERACY PROGRAMME, TUGAN FULANI
58	FCL00311	LITERACY PROGRAMME NOMADIC KAWU

Table 8.0.32 Public Literacy Centers in Gwagwalada Area Council

S/N	Centre Code	centre Name
1	FCL00003	LITERACY PROGRAM OLD KUTUNKU
2	FCL00004	LITERACY PROGRAMME LEA PRIMARY SCHOOL
3	FCL00008	LITERACY PROGRAMME, GIRI GAUTA
4	FCL00027	LITERACY PROGRAMME GWAGWALADA
5	FCL00029	LITTERACY PROGRAMME, JZ ROAD DAGIRI
6	FCL00031	LITTERACY PROGRAMME, OLD KUTUNKU
7	FCL00032	LITERACY PROGRAMME, WUMI
8	FCL00033	LITTERACY PROGRAMME, PASSO
9	FCL00035	LITERACY CENTRE, GWAGWALADA
10	FCL00036	LITERACY PROGRAMME, J Z ROAD DAGIRI
11	FCL00038	LITTERACY PROGRAMME, GWAKO II
12	FCL00042	LITERACY PROGRAMME, OLD KUTUNKU

13	FCL00052	LITERACY PROGRAMME LEDI GOI
14	FCL00055	LITERACY PROGRAMME ANAGADA
15	FCL00138	LITERACY PROGRAMME, GWAGWALADA
16	FCL00140	LITERACY PROGRAMME, GWAKOGWAKO
17	FCL00143	LITERACY PROGRAMME, IKKA
18	FCL00145	LITERACY PROGRAMME, KPAKURU ANGWAN SARKI
19	FCL00338	LITERACY CENTRE, GWAGWALADA
20	FCL00177	LITERACY PROGRAMME, ANGWAN GEDE
21	FCL00179	LITERACY PROGRAMME, GWAGWALADA
22	FCL00180	LITERACY PROGRAMME, DUKPA NOMADIC
23	FCL00185	LITERACY PROGRAMME, DAGIRI
24	FCL00184	LITERACY PROGRAMME, GWAGWALADA
25	FCL00187	LITERACY CENTRE GWAGWALADA
26	FCL00189	LITERACY CENTRE ZUBA
27	FCL00190	LITERACY PROGRAMME, GWAGWALADA
28	FCL00193	LITERACY PROGRAMME, ANAGADA, GWAGWALADA
29	FCL00194	LITERACY PROGRAMME, ANAGADA
30	FCL00195	LITERACY PROGRAMME, CHIEFTAINCY CLASS
31	FCL00200	LITERACY PROGRAMME, ZUBA
32	FCL00201	LITERACY PROGRAMME GWAGWALADA
33	FCL00199	LITERACY PROGRAMME CENTRE GWAKO MADAKI
34	FCL00202	LITERACY PROGRAMME, KPAKURU GIDAN LIMAN CENTRE
35	FCL00205	LITERACY PROGRAMME KASSANKI
36	FCL00204	LITERACY CENTRE, NEW ANNAGADA
37	FCL00206	LITERACY PROGRAMME, GIDAN GAUTA
38	FCL00243	LITERACY PROGRAMME PAGADA I
39	FCL00249	LITERACY PROGRAMME SHANAGU GWAGWALADA
40	FCL00255	LITERACY PROGRAMME GWAGWALADA
41	FCL00262	LITERACY PROGRAMME, ISLAMIC WOMEN CENTRE, TUNGAN M
42	FCL00271	LITERACY PROGRAMME GWAGWALADA
43	FCL00272	LITERACY PROGRAM, PASSO COMMUNITY
44	FCL00275	LITERACY PROGRAMME, GWAGWALADA
45	FCL00277	LITERACY PROGRAMME, GWAGWALADA
46	FCL00280	LITERACY PROGRAMME, DADABIRI
47	FCL00282	LITERACY PROGRAMME, KPAKURU GIDAN LIMAN CENTRE
48	FCL00285	LITERACY PROGRAMME, BACK OF ABATOUR, GWAGWALADA
49	FCL00289	LITERACY PROGRAMME, PAGADA
50	FCL00290	LITERACY PROGRAMME ANAGADA
51	FCL00291	LITERACY PROGRAMME TSAUNI
52	FCL00292	LITERACY PROGRAMME, JZ ROAD DAGIRI

53	FCL00293	LITERACY PROGRAMME, GWAGWALADA
54	FCL00305	LITERACY PROGRAMME, GWAGWALADA
55	FCL00324	LITERACY PROGRAMME, GWAGWALADA
56	FCL00325	LITERACY PROGRAMME, GWAGWALADA LITERACY CENTER
57	FCL00326	LITT PROGRAMME, GWAGWALADA LITERACY CENTER
58	FCL00327	LITERACY CENTRE, GWAGWALADA
59	FCL00328	LITERACY CENTER PAIKON-KORE GWAGWALADA ABUJA
60	FCL00329	LITERACY CENTER GWAGWALADA
61	FCL00330	LITERACY CENTRE LIMAN HOUSE ANAGADA
62	FCL00331	LITERACY CENTRE JZ ROAD DAGIRI GWAGWALADA ABUJA
63	FCL00333	LITERACY CENTRE, PASSO PRIMARY SCHOOL
64	FCL00334	LITERACY CENTRE DOBI
65	FCL00336	LITERACY PROGRAMME, AGWAN DODO

Table 8.0.33 Public Literacy Centers in Kuje Area Council

S/No	Centre Code	centre Name
1	FCL00012	CONTINUING EDUCATION, TUKPECHI RUGAN FULANI
2	FCL00014	LITERACY PROGRAMME, TIKA
3	FCL00013	LITERACY PROG, Gudun Karya
4	FCL00016	LITERACY PROGRAMME LANTO
5	FCL00018	LITERACY PROGRAMME, DIBE
6	FCL00030	LITT. PROGRAMME, ADULT EDUCATION CENTRE
7	FCL00050	LITERACY PROGRAMME, AFFA
8	FCL00051	LITERACY PROGRAMME, CHIBIRI
9	FCL00053	LITERACY PROGRAM, PASALI 11
10	FCL00054	LITERACY PROGRAMME, PASALI
11	FCL00058	LITERACY PROGRAMME, PEGI
12	FCL00065	LITERACY PROGRAMME, KANGO
13	FCL00066	LITERACY PROGRAMME BAMISHI
14	FCL00067	LITERACY PROGRAMME, DAFARA
15	FCL00071	LITERACY PROGRAMME, JEIDA
16	FCL00070	LITERACY PROGRAMME, BUZUNKURE
17	FCL00073	LITERACY PROGRAMME, PRISON
18	FCL00074	LITERACY PROGRAMME Women Education Model centre ku
19	FCL00076	LITERACY PROGRAMME ZONAL OFFICE
20	FCL00077	PEGI LITERACY PROGRAMME
21	FCL00078	LITERACY PROGRAMME SHAZHI
22	FCL00079	LITERACY PROGRAMME SHETUKO
23	FCL00080	LITERACY PROGRAMME KIYI
24	FCL00082	LITERACY PROGRAMME, REFUGEE CAMP, GUDABA
25	FCL00084	LITERACY PROGRAMME KANGO

26	FCL00087	LITERACY PROGRAMME, KAHODAHANNU
27	FCL00090	LITERACY PROGRAMME, TUKPECHI
28	FCL00093	LITERACY PROGRAMME, GAUBE
29	FCL00125	LITERACY PROGRAMME, TIKAI
30	FCL00128	LITERACY PROGRAMME, ZOPE
31	FCL00135	LITERACY PROGRAMME, GUDUNKARYA
32	FCL00148	LITERACY PROGRAMME, UKAYA
33	FCL00150	LITERACY PROGRAMME, ZOKUTU
34	FCL00153	LITERACY PROGRAMME, TUTURUTU
35	FCL00163	LITERACY PROGRAMME, GOFYE
36	FCL00306	LITERACY PROGRAMME, AGWAI
37	FCL00321	LITERACY PROGRAMME KABIN MANGORO

Table 8.0.34 Public Literacy Centers in Kwali Area Council

S/N	Centre Code	centre Name
1	FCL00007	LITERACY PROGRAMME DABI
2	FCL00009	LITERACY PROGRAMME BABA OKENE HOUSE
3	FCL00085	LITERACY PROGRAMME KIGBE
4	FCL00086	LITERACY PROGRAMME CHUKUKU TSOHO
5	FCL00088	LITERACY PROGRAMME KWALI ZONAL CENTER
6	FCL00092	LITERACY PROGRAMME DAFA
7	FCL00094	LITERACY PROGRAMME GIDAN HAKIMI, KWALI
8	FCL00097	LITERACY PROGRAMME YEWUTI UBO
9	FCL00098	LITERACY PROGRAMME, NOMADIC RUGAN FULANI, BONUGO
10	FCL00103	LITERACY PROGRAMME, BWOLO
11	FCL00105	LITERACY PROGRAMME, BAKO VILLAGE
12	FCL00108	LITERACY PROGRAMME, LEDA
13	FCL00109	LITERACY PROGRAMME, KWALI
14	FCL00113	LITERACY PROGRAMME, KILANKWA I
15	FCL00114	LITERACY PROGRAMME, FARAKUTI VILLAGE
16	FCL00118	LITERACY PROGRAMME, SMALL SHEDA
17	FCL00121	LITERACY PROGRAMME, GARIN SABO
18	FCL00123	LITERACY PROGRAMME, AWAWA
19	FCL00124	LITERACY PROGRAMME, TEAPESE VILLAGE
20	FCL00127	LITERACY PROGRAMME, GADABIYU
21	FCL00130	LITERACY PROGRAMME, LAMBATA LITERACY BY RADIO
22	FCL00133	LITERACY PROGRAMME, GIDAN HAKIMI
23	FCL00136	LITERACY PROGRAMME, IJA SARKI
24	FCL00137	LITERACY PROGRAMME, IJA DABUTA
25	FCL00172	LITERACY PROGRAMME, KWALI
26	FCL00182	LITERACY PROGRAMME, KWALI LITERACY CENTER
27	FCL00211	LITERACY PROGRAMME, GUMBO VILLAGE
28	FCL00215	LITERACY PROGRAMME, UBO PRIMARY SCHOOL

29	FCL00216	LITERACY PROGRAMME, KUL
30	FCL00217	LITERACY PROGRAMME, ALHERI SPECIAL VILLAGE YANGOJ
31	FCL00219	LITERACY PROGRAMME, YANGOJI PRIMARY SCHOOL
32	FCL00218	LITERACY PROGRAMME, ANGWAN ZAMFARA
33	FCL00223	LITERACY PROGRAMME, ADADU
34	FCL00225	LITERACY PROGRAMME, DAMAKUSA
35	FCL00226	LITERACY PROGRAMME KWALI
36	FCL00227	LITERACY PROGRAMME, PIRI
37	FCL00228	LITERACY PROGRAMME, IJAH SARKI
38	FCL00229	LITERACY PROGRAMME, LELEYI BASSA
39	FCL00230	LITERACY PROGRAMME, KILANKWA II
40	FCL00231	LITERACY PROGRAMME, ALHERI SPECIAL VILLAGE
41	FCL00233	LITERACY PROGRAMME, PAI
42	FCL00234	LITERACY PROGRAMME FGC STAFF QUARTERS
43	FCL00235	LITERACY PROGRAMME, BAKO
44	FCL00236	LITERACY PROGRAMME AWAWA
45	FCL00237	LITERACY PROGRAMME BAKO
46	FCL00239	LITERACY PROGRAMME, KOROKO
47	FCL00238	LITERACY PROGRAMME, MONU VILLAGE
48	FCL00241	LITERACY PROGRAMME, YANBABU
49	FCL00242	LITERACY PROGRAMME, KODA VILLAGE
50	FCL00244	LITERACY PROGRAMME, CHECHEYI
51	FCL00245	LITERACY PROGRAMME, YANGOJI
52	FCL00247	LITERACY PROGRAMME, BIG SHEDA
53	FCL00248	LITERACY PROGRAMME, YEBU VILLAGE
54	FCL00250	LITERACY PROGRAMME, LEDA
55	FCL00251	LITERACY PROGRAMME, DAFA
56	FCL00252	LITERACY PROGRAMME, BONUGO KWALI
57	FCL00258	LITERACY PROGRAMME, GIDAN BREAD
58	FCL00259	LITERACY PROGRAMME, BOBOTA
59	FCL00260	LITERACY PROGRAMME, KWALI
60	FCL00263	LITERACY PROGRAMME, RUGA FULANI BONOGO
61	FCL00265	LITERACY PROGRAMME, DANGARA
62	FCL00268	LITERACY PROGRAMME, TUGAN GULI
63	FCL00270	LITERACY PROGRAMME, LELEYI
64	FCL00287	LITERACY PROGRAMME, ANGUWAN GWARI, DANGARA
65	FCL00288	LITERACY PROGRAMME, PETTI

Table 8.0.34 Public Literacy Centers in Municipal Area Council

S/N	Centre Code	centre Name
1	FCL00005	LITERACY PROGRAMME GIDAN- KAKA
2	FCL00023	LITERACY PROGRAMME, JIKWOYI PHASE 2 ABUJA
3	FCL00026	LITERACY PROGRAMME, TABITHA CUMI FOUNDATION

4	FCL00039	LITERACY CENTRE POST GIDAN MOHAMMED SARKI MUNAPE
5	FCL00040	LITERACY CENTER CHIEF PALACE KARU
6	FCL00041	LITERACY PROGRAMME CHRIST APOSTOLIC CHURCH NYANYA
7	FCL00044	LITERACY PROGRAMME FHA LUGBE KAPUHA
8	FCL00045	LITERACY PROGRAMME, ITERACY AME LITERACY CENTER
9	FCL00047	LITERACY PROGRAMME UDAN WADA
10	FCL00064	CONTINUING EDUCATION, MUNICIPAL ZONAL OFFICE KARU
11	FCL00089	LITT PROGRAMME, JIWA PRIMARY SCHOOL LITERACY CENTE
12	FCL00091	LITTERACY PROGRAMME, GARKI 2 MARKET CENTRE
13	FCL00095	LITT. PROGRAMME, ECWA LITERACY CENTRE DURUMI AREA
14	FCL00096	LITTERACY PROGRAMME, GWAGWA VILLAGE POST LITERACY
15	FCL00099	LITTERACY PROGRAMME, KAGINI VILLAGE LITERACY BY RA
16	FCL00102	LITTERACY PROGRAMME, POST GIDANMUASRRMO LIT. CENTE
17	FCL00104	LITERACY PROGRAMME, PYAKASA LITERACY CENTER
18	FCL00107	LITERACY PROGRAMME, NYANYA AREA B MOSQUE LITERACY
19	FCL00110	LITERACY LITERACY CENTRE, GIDAN MUSATELLA
20	FCL00111	LITERACY CENTER, LEKA
21	FCL00112	LITERACY PROGRAMME, WOMEN CENTRE KARSHI
22	FCL00117	LITERACY PROGRAMME, AREA 1 LITERACY CENTRE
23	FCL00119	LITERACY PROGRAMME, ARMY CHILD CH MAMIBLLA BARACK
24	FCL00120	LITERACY PROGRAMME, CHIEF IMAM RESIDENT
25	FCL00122	LITERACY PROGRAMME, AME ZONE 4 WUSE
26	FCL00126	LITTERACY PROGRAMME, ABATTIOR LITERACY CENTRE
27	FCL00132	LITTEARCY PROGRAMME, KABEUSA LITERACY CENTR
28	FCL00142	LITERACY CENTRE, ECWA BIBLE COLLEGE KARU
29	FCL00146	LITERACY PROGRAMME, UNGUWAN HAUSAWA KURUNDUMA-II A
30	FCL00154	LITERACY CENTRE, ZAUDA VILLAGE
31	FCL00157	LEA PRIMARY SCHOOL DURUMI EXTRAL MORAL STUDIES
32	FCL00159	LITTERACY PROGRAMME, LEA PRIMARY SCHOOL TAKUSARA
33	FCL00161	LITTERACY PROGRAMME, KUGBO II LITERACY CENTRE
34	FCL00165	LITERACY PROGRAMME, GIDAN MUSA TALLE
35	FCL00167	LITERACY PROGRAMME, KARSHI FCT ABUJA
36	FCL00169	LITERACY CENTER GUMBI MOSQUE KARU
37	FCL00171	LITERACY PROGRAMME, MUNICIPAL ZONAL OFFICE LITERAC
38	FCL00175	LITERACY PROGRAMME, KOBIN MADAKIN ASOKORO DISTRICT
39	FCL00222	LITERACY PROGRAMME POST LITTERACY RID
40	FCL00240	LITT. PROG, NYANYA CHIEF PALACE LITERACY BY RADIO
41	FCL00246	LITTERACY PROGRAMME, YOLAFUIBE LITERACY CENTRE
42	FCL00253	LITTERACY PROGRAMME, POST LIT KARSHI
43	FCL00256	LITERACY PROGRAMME ISLAMIC PRIMARY SCHOOL, KUCHI G
44	FCL00257	POST LITERACY CENTRE, PHASE I JIKWOYI
45	FCL00261	LITT. PROGRAMME CENTRE, GARKI MARKET, AMAC
46	FCL00266	LITERACY PROGRAMME, LEA PRIMARY SCHOOL GUGUGU LITE
47	FCL00267	LITERACY PROGRAMME, WOMEN CENTER KARU

48	FCL00269	LITERACY PROGRAMME KARSHI
49	FCL00273	LITERACY PROGRAMME AZHATA-POST-LITERACY CENTRE
50	FCL00274	LITERACY PROGRAMME MOGADISHU CANTONMENT LITERACY CENTER
51	FCL00276	LITERACY PRO., AGENCY DEMONSTRATION CENTRE
52	FCL00278	LITERACY PROGRAMME IDDO BARKI LITERACY CENTRE
53	FCL00279	LITERACY PROGRAMME, ECWA CHURCH KURUDU
54	FCL00283	LITERACY PROGRAMME, KURUDU AME LITERACY CENTRE
55	FCL00281	LITERACY PROGRAMME ECWA GOODNEWS II NYANYA
56	FCL00284	LITERACY PROGRAMME LIFE CAMP ZAUDA
57	FCL00295	LITERACY PROGRAMME LUGBE GIRL CHILD CENTRE
58	FCL00296	LITERACY EDUCATION CENTRE JABI
59	FCL00297	LITERACY PROGRAMME ANGWAN GADE LITERACY CENTER
60	FCL00300	LITERACY PROGRAMME, AJAMI SHERETTI ISLAMIC CENTRE
61	FCC00040	LITERACY PROGRAMME, AME EXTRA MURAL CENTRE
62	FCL00308	LEA PRIMARY SCHOOL OROZO
63	FCL00310	LITERACY PROGRAMME NYANYA ECWA BISHARA AREA C LITE
64	FCL00312	LITERACY PROGRAMME, TUNDU-WADA ECWA LITERACY CENTR
65	FCL00313	POST LITERACY CENTRE TUNGA DALLATU DAKWA
66	FCL00314	LITERACY PROGRAMME, GIRL CHILD EDUCATION CENTRE L
67	FCL00315	LITERACY PRO. JIKWOYI PHASE 2 ABUJA
68	FCL00316	CENTRE PROGRAMME, KABUSA
69	FCL00317	LITERACY PROGRAMME WOMEN EDUCATION MODEL CENTER WU
70	FCL00318	LITERACY CENTER, GBAGALAPE
71	FCL00319	LITERACY PROGRAMME, LEA PRIMARY SCHOOL CHIKA
72	FCL00320	LITERACY PROGRAMME KARU SITE SUPRIME COURT QUATERS
73	FCL00323	LITERACY PROGRAMME, GARKI CENTRAL MOSQUE AREA 1
74	FCL00335	LITERACY PRO. GARKI CENTRAL MOSQUE, AREA 1

Table 8.0.35 Public Continuing Centers in Abaji Area Council

S/N	Centre Code	centre Name
1	FCC00101	CONTINUING EDUCATION, NIGHT CLASS
2	FCC00103	CONTINUING EDUCATION, ABAJI ZONAL OFFICE

Table 8.0.36 Public Continuing Centers in Bwari Area Council

S/N	Centre Code	centre Name
1	FCC00016	CONTINUING EDUCATION CENTRE BWARI ZONAL OFFICE
2	FCC00017	CONTINUING EDUCATION, COMPUTER LITERACY CENTRE
3	FCC00018	CONTINUING EDUCATION, STEVE EXTRA-MURALS
4	FCC00019	CONTINUING EDUCATION, FED. HOUSING AUTHORITY
5	FCC00020	CONTINUING EDUCATION, PILOT SCIENCE PRIMARY SCHOOL
6	FCC00021	CONTINUING EDUCATION, EXTRA MURAL CENTER

7	FCC00028	CONTINUING EDUCATION, FCT AME DEMONSTRATION CENTRE
8	FCC00035	CONTINUING EDUCATION CENTRE BWARI
9	FCC00042	CONTINUING EDUCATION, EXTRA MURAL CENTER
10	FCC00043	CONTINUING EDUCATION, MULTI PURPOSE STUDY CENTRE
11	FCC00053	CONTINUING EDUCATION BLESSING COMPUTER CENTER

Table 8.0.37 Public Continuing Centers in Gwagwalada Area Council

S/N	Centre Code	centre Name
1	FCC00016	CONTINUING EDUCATION CENTRE BWARI ZONAL OFFICE
2	FCC00017	CONTINUING EDUCATION, COMPUTER LITERACY CENTRE
3	FCC00018	CONTINUING EDUCATION, STEVE EXTRA-MURALS
4	FCC00019	CONTINUING EDUCATION, FED. HOUSING AUTHORITY
5	FCC00020	CONTINUING EDUCATION, PILOT SCIENCE PRIMARY SCHOOL
6	FCC00021	CONTINUING EDUCATION, EXTRA MURAL CENTER
7	FCC00028	CONTINUING EDUCATION, FCT AME DEMONSTRATION CENTRE
8	FCC00035	CONTINUING EDUCATION CENTRE BWARI
9	FCC00042	CONTINUING EDUCATION, EXTRA MURAL CENTER
10	FCC00043	CONTINUING EDUCATION, MULTI PURPOSE STUDY CENTRE
11	FCC00053	CONTINUING EDUCATION BLESSING COMPUTER CENTER

Table 8.0.37 Public Continuing Centers in Kwali Area Council

S/N	Centre Code	Centre Name
1	FCC00007	CONTINUING EDUCATION COMPUTER CENTRE KWALI
2	FCC00029	CONTINUING EDUCATION, KWALI ZONAL OFFICE
3	FCC00030	CONTINUING EDUCATION, BAKO PRIMARY SCHOOL
4	FCC00036	CONTINUING EDUCATION, WAKO CENTRE

Table 8.0.38 Public Continuing Centers in Municipal Area Council

S/N	Centre Code	centre Name
1	FCC00001	CONTINUING EDUCATION, WUSE
2	FCC00008	CONTINUING EDUCATION, MOGADISHU CENTRE
3	FCC00009	CONTINUING EDUCATION CENTRE KARSHI
4	FCC00012	CONTINUING EDUCATION, JIKOWYI TUTORIAL CENTRE
5	FCC00025	CONTINUING EDUCATION MODEL PRIMARY SCHOOL, ASOKORO
6	FCC00027	CONTINUING EDUCATION, EXTRAL MORAL CLASS, LEA PRIM
7	FCC00031	CONTINUING EDUCATION CENTRE
8	FCC00032	CONTINUING EDUCATION, AGENCY DEMONSTRATION CENTRE
9	FCC00034	CONTINUING EDUCATION KARU CHILDREN HOME EXTRA MURA
10	FCC00037	CONTINUING EDUCATION, FCT AME DEMONSTRATION CENTRE

11	FCC00044	CONTINUING EDUCATION, FCT AME DEMONSTRATION CENTRE
12	FCC00046	CONTINUING EDUCATION, LEA PRIMARY SCHOOL KARU EXTR
13	FCC00056	CONTINUING EDUCATION, BEST TUTORIAL CENTRE GWARIMP
14	FCC00062	CONTINUING EDUCATION MODERN SCIENCE PRIMARY SCHOOL
15	FCC00063	CONTINUING EDUCATION, SKILL TOUCH COMPUTERS
16	FCC00068	CONTINUING EDUCATION AME EXTRA MURAL CENTRE
17	FCC00069	CONTINUING EDUCATION LIFE DEMONSTRATION CENTRE
18	FCC00072	CONTINUING EDUCATION BEST TUTORIAL CENTRE AME DEM
19	FCC00073	CONTINUING EDUCATION EXTRAL MURAL CENTRE LEA PRIMA
20	FCC00074	CONTINUING EDUCATION EXTRAL MURAL CENTRE LEA PRIMA
21	FCC00081	CONTINUING EDUCATION, CANNAN LAND DRIVING SCHOOL
22	FCC00090	CONT EDU. LEA AREA 1 EXTRA MURAL LEARNING CLASS
23	FCC00095	CONTINUING EDU. COMPUTER CENTRE

Table 8.0.39 Public Vocational Education Centers in FCT

S/N	Centre Code	Centre Name
1	FCV00003	VOCATION TRAINING CENTRE ABAJI
2	FCV00004	VOCATIONAL TRAINING CENTRE BWARI
3	FCV00005	VOCATIONAL TRAINING CENTRE KWALI
4	FCV00012	VOCATINAL TRAINING CENTRE GWAGWALADA
5	FCV00015	VOCATIONAL TRAINING CENTER KARSHI
6	FCV00017	VOCATIONAL TRAINING CENTER KUJE

